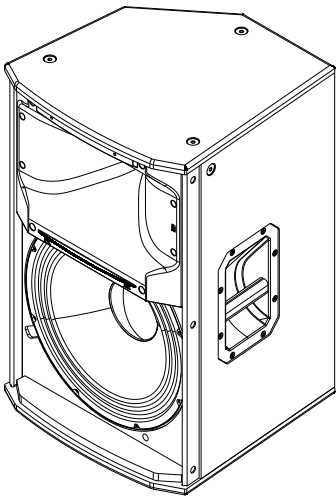


EKX-15P



- Quick**Smart**DSP features best-in-class processing, EV’s signature single-knob user interface, and intuitive menu navigation via LCD.
- High-efficiency 1500 W Class-D power amplifier delivers up to 134 dB SPL via next-generation high-sensitivity transducers designed and engineered by EV.
- Intelligent thermal management with a variable-speed fan controlled by multiple onboard sensors.
- EV-patented Signal Synchronized Transducers (SST) waveguide design provides precise and consistent coverage.
- Lightweight, compact 15-mm wood enclosure with internal bracing, durable EVCoat finish, eight (8) M10 threaded mounting points, aluminum pole-mounts, and all-metal handles.



EKX-15P features high-efficiency Class-D power amplifiers (up to 1500 W) with integrated Quick**Smart**DSP, and delivers up to 134 dB SPL utilizing high-sensitivity transducers designed and engineered by EV (15-inch EVS-15M woofer, coupled with a DH-1M 1-inch titanium compression driver). The EKX amplifier incorporates intelligent thermal management (with a variable-speed fan controlled by multiple onboard sensors) which ensures superior performance and reliability in demanding environmental conditions. Powered full-range models allow easy setup via four (4) presets (Music, Live, Speech, Club), sub/top system-match crossovers, three-band EQ, five (5) user-programmable presets (Store and Recall settings), visual monitoring of limiter status, input level control and meters, and master volume control to ensure optimal gain structure. EKX powered models are ideal for portable and installed applications, with lightweight and compact 15-mm wood enclosures with internal bracing, durable EVCoat finish, eight (8) M10 threaded mounting points, aluminum pole-mounts, and all-metal handles.

Technical specifications

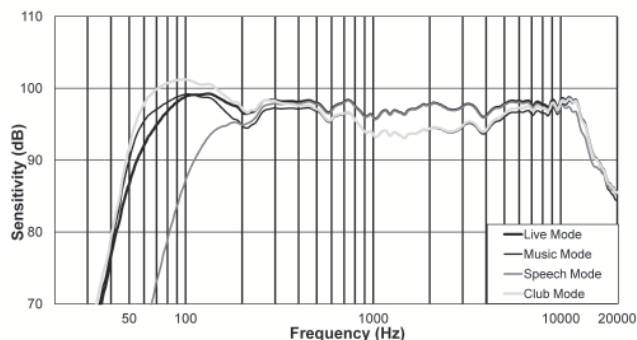
Frequency Response (-3 dB):	55 Hz - 18 kHz ¹
Frequency Range (-10 dB):	48 Hz - 20 kHz ¹
Maximum SPL:	134 dB ²
Coverage (H x V):	90° x 60°
Power Rating:	1500 W
LF Transducer:	EVS-15M 381 mm (15 in)
HF Transducer:	DH-1M 1-inch titanium compression driver
Crossover Frequency:	1.7 kHz
Connectors:	(1) Stereo RCA input, (2) XLR/TRS combo jack, and (1) XLR link output
Enclosure:	15 mm plywood with EVCoat
Grille:	18 AWG steel with powdercoat
Suspension:	(8) M10 threaded mounting points

Dimensions (H x W x D):	685 mm x 432 mm x 429 mm (27 in x 17 in x 17 in)
Net Weight:	24.4 kg (53.9 lb)
Shipping Weight:	29.5 kg (65.0 lb)
Power Consumption:	1.8 A ³

1. Full space measurement using the music DSP preset.
2. Maximum SPL is measured at 1 m using broadband pink noise at maximum output.
3. Current rating is 1/8 power.

System overview

Frequency response:

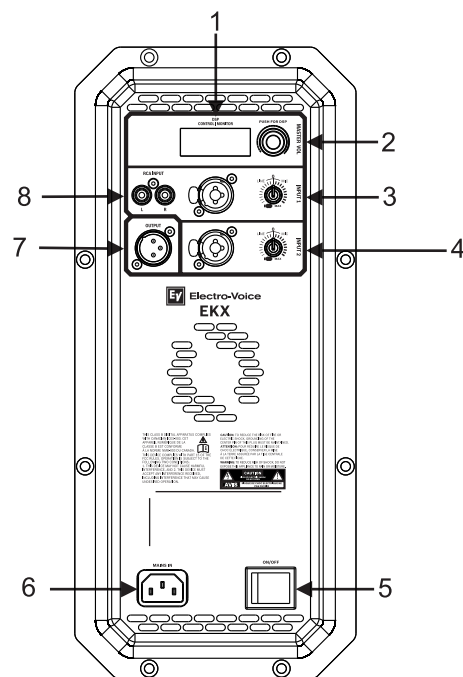


Caution!

This Electro-Voice loudspeaker should be suspended overhead only in accordance with the procedures and limitations specified in the User's Manual and possible manual update notices. This system should be suspended with certified rigging hardware by an authorized rigging professional and in compliance with local, state, and federal overhead suspension ordinances.



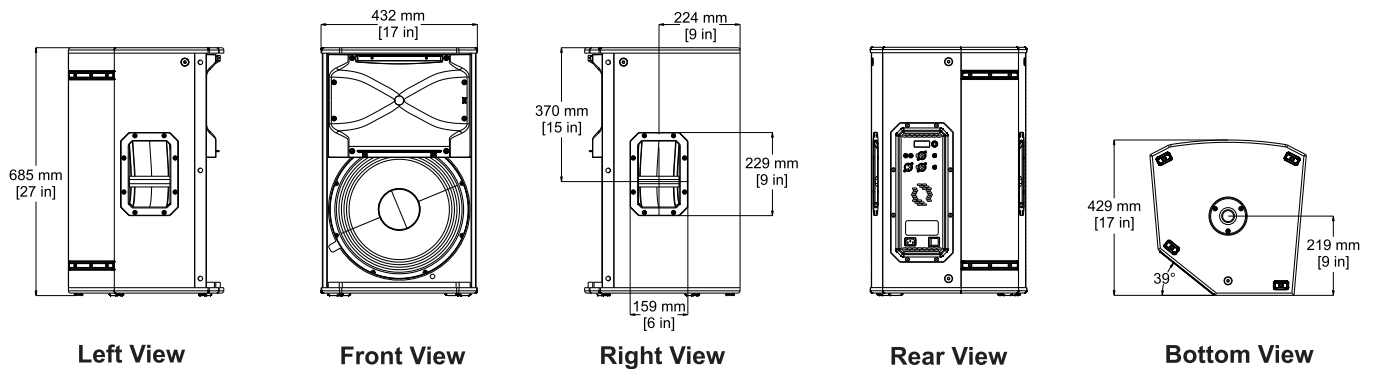
Full-Range loudspeaker amplifier panel:



1. **LCD** – DSP control and monitoring interface.
2. **MASTER VOL** – Adjusts the sound level.
DSP – Scroll through the menu and select the available choices. Push the MASTER VOL knob to enter the DSP menu.
3. **INPUT LEVEL** – Level control for adjusting the individual inputs' level. The 12 o'clock position is unity gain (no gain or attenuation), the range to the left of zero (0) is for adjusting line level sources, and the range to the right of zero (0) is for adjusting microphone levels. LINE and MIC input level control is available for both INPUT 1 and INPUT 2.
4. **INPUT** – Balanced input for the connection of signal sources like mixing consoles, instruments, or microphones. Connections can be established using ¼ inch TRS or XLR connectors.
5. **POWER** – AC switch or switching the power ON or OFF. The LCD screen lights up when the power is turned ON, after approximately 3 seconds.
6. **MAINS IN** – AC connection is established via an IEC-connector.
7. **OUTPUT** – XLR output sends the mix of both input signals to another loudspeaker or subwoofer. INPUT LEVEL controls the signal level to OUTPUT. The MASTER VOL or DSP control settings do not affect OUTPUT.
8. **RCA INPUT** – Stereo unbalanced RCA inputs for connecting external audio media devices, such as MP3 players. Both RCA inputs are summed and can be controlled with INPUT 1 level. The inputs can be used simultaneously with XLR/TRS INPUT 1.

For more information, see EKX Powered Loudspeakers User Manual (F.01U.308.095).

Dimensions:



Ordering information

EKX-15P-US

ELX-15P Powered 15 inch 2-way loudspeaker US cord, black
Order number **EKX-15P-US**

EKX-15P-EU

ELX-15P Powered 15 inch 2-way loudspeaker EU cord, black
Order number **EKX-15P-EU**

EKX-15P-AP

Powered 15-inch 2-way loudspeaker Asia-Pacific regions, black
Order number **EKX-15P-AP**

Accessories

EKX-15/15P Wall Mount Bracket

Wall mount bracket for EKX-15/15P, black
Order number **EKX-BRKT15**

EKX-TCA Truss Adaptor

Truss adapter for EKX-12/12P or EKX-15/15P, black
Order number **EKX-TCA**

EKX-15 Cover

Padded cover for EKX-15/15P, EV logo, black
Order number **EKX-15-CVR**

EBK-M10 Eyebolt Attachment Kit

Forged M10 eyebolt kit, set of 3
Order number **EBK-M10-3PACK**

Represented by:

Germany:

Bosch Sicherheitssysteme GmbH
Robert-Bosch-Ring 5
85630 Grasbrunn
Germany

Bosch Security Systems, Inc.
12000 Portland Avenue South
Burnsville MN 55337
USA

www.electrovoice.com