



MK10

10-Inch 2-Way Full-Range Loudspeaker System

Professional Series

Key Features:

- ▶ Specially designed 10" woofer fitted with demodulating aluminum ring for high power handling, low distortion and minimum power compression
- ▶ High-efficiency 3" paper cone tweeters provides excellent high-frequency response
- ▶ V-shape cabinet to support the tweeters further improves the coverage and sensitivity
- ▶ Enclosure constructed of premium quality MDF and finished in durable vinyl wrap
- ▶ Precision engineered crossover for optimal power distribution and frequency response
- ▶ Wave-like front grille and light-coffee palette create a stylish appearance
- ▶ PSL (Passive Sound Lighting) Technology illuminates JBL ENTERTAINMENT logo and showcases JBL's devotion to innovation.

Applications:

- ▶ Sound reinforcement for karaoke boxes
- ▶ As satellite speaker for use with subwoofers

MK10 is a 2-way full-range loudspeaker designed by JBL for KTV boxes. It uses a 10" woofer and two 3" tweeters to realize exceptional acoustic performance – high power, low distortion, and remarkable electro-acoustic conversion efficiency.

The 10" woofer is specially designed for high power handling and features a non-pressed long fiber pulp cone with foam surround, which provides enough stiffness and reliability while processing the electromagnetic force. A demodulating aluminum ring is fitted to guarantee minimum distortion and power compression. For the high frequencies, two 3" paper cones are installed, in consideration of their light weight and, most importantly, their ability to reproduce high notes bright, smooth and with excellent dispersion.

To optimize power distribution between low and high frequency transducers and for better frequency response, a precision-engineered crossover is utilized. The cabinet to support the tweeters is built in a V-shape so as to further improve the coverage and sensitivity, two factors essential to a karaoke speaker.

MK10 presents itself as a mix of edgy design and high tech through its light-coffee palette, wave-like front grille, and luminous JBL ENTERTAINMENT logo. The light-coffee colored enclosure is constructed of premium quality MDF and finished in durable vinyl wraps. Two high-strength M10 suspension points are provided for bracket mounting. High hardness steel is used to build the corrugated grille and to protect the components inside. JBL's PSL (Passive Sound Lighting) Technology is what's behind the glowing JBL ENTERTAINMENT logo and making JBL sound visible.



Specifications:

System:

System Type:	10", 2-way, bass-reflex
Frequency Range (-10 dB) ¹ :	48 Hz - 17 kHz
Frequency Response (±3 dB) ¹ :	64 Hz - 14 kHz
Sensitivity (1w@1m) ¹ :	90 dB
Nominal Impedance:	8 Ohms
Maximum SPL ² :	113 dB (119 dB peak)
Power Rating ³ : (Continuous/Program/Peak)	200 W/400 W/800 W
Coverage Pattern:	110° × 100° (H × V)

Physical:

Dimensions (H × W × D):	290 mm × 505 mm × 320 mm 11.4 inch × 19.9 inch × 12.6 inch
Net Weight:	11 Kg (24.3 lbs)
LF Driver:	1 × 10" (254 mm) woofer
HF Driver:	2 × 3" (76.2 mm) tweeter
Input Connectors:	Binding Post
Enclosure Construction:	Vinyl covered 12mm MDF

1 Full space (4π) conditions

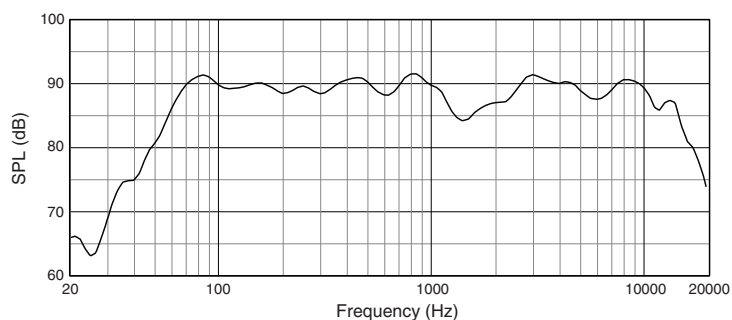
2 Calculated maximum SPL based on rated power handling

3 IEC standard, pink noise with 6 dB crest factor for 100 hours

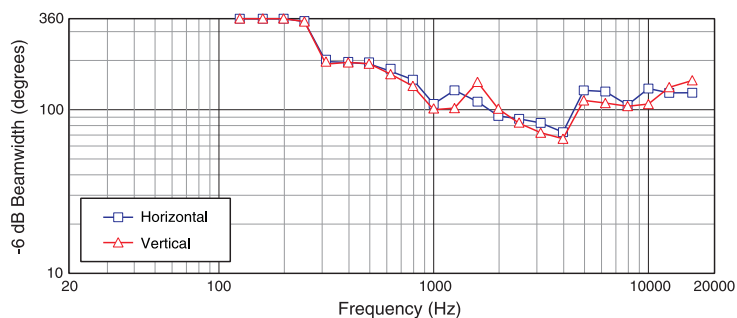
JBL continually engages in research related to product improvement. Some materials, production methods and design refinements are introduced into existing products without notice as a routine expression of that philosophy. For this reason, any current JBL product may differ in some respect from its published description, but will always equal or exceed the original design specifications unless otherwise stated.

► MK10 10-Inch 2-Way Full-Range Loudspeaker System

Frequency Response:

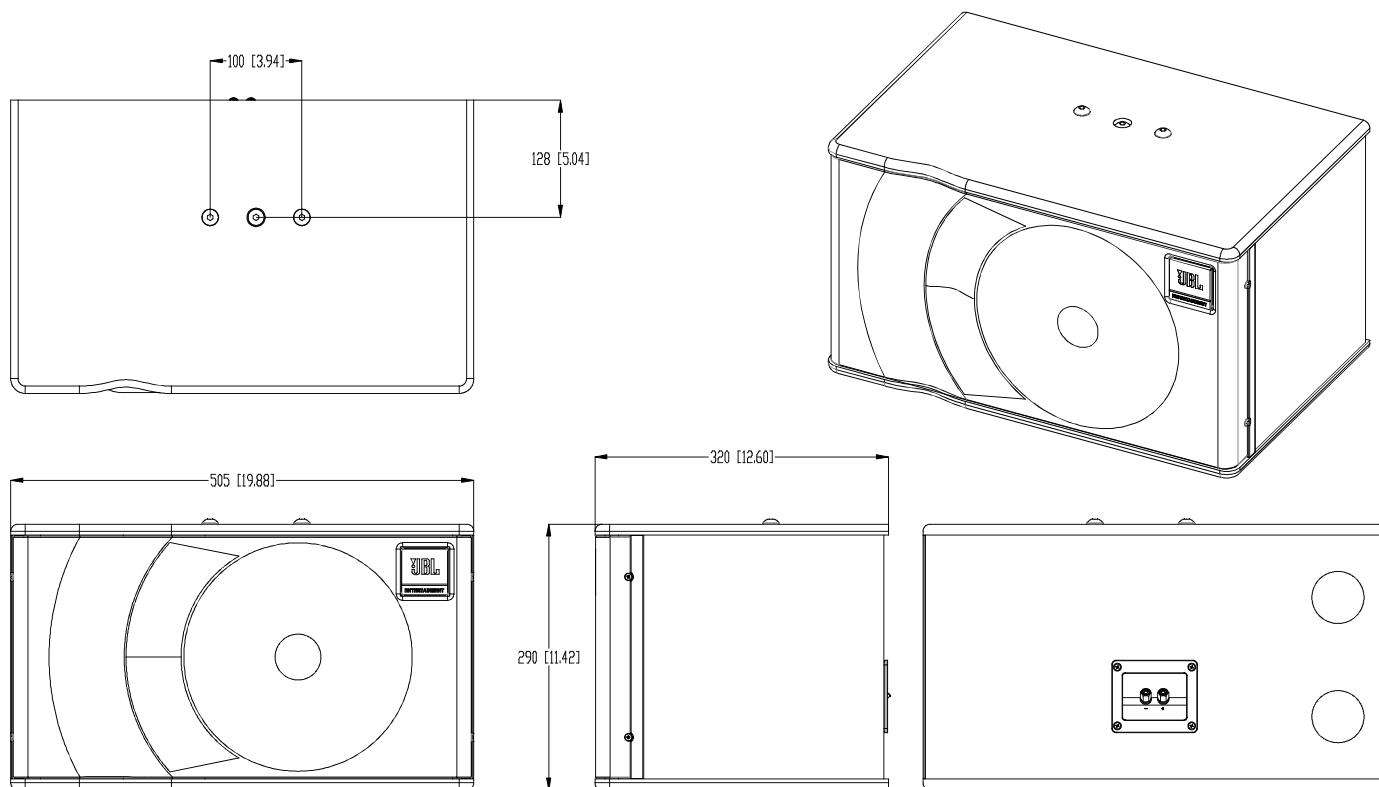


Beamwidth:



Dimensions:

Dimensions in mm [inch]



JBL Professional
8500 Balboa Boulevard, P.O. Box 2200
Northridge, California 91329 U.S.A.
© Copyright 2018 JBL Professional
www.jblpro.com

SSMK10
SZ
02/04/18