

Highlights:

- Vertical and horizontal mounting (rotatable logo)
- 1" Dome tweeter
- 6" Low frequency loudspeaker
- 100V and low impedance connection possibility
- Stunning designed and elegant looking ABS enclosure
- Patented CleverMount™ mounting system
- Multi-tapping 70V / 100V line transformer

Product information:

The ATEO is a series of extraordinary loudspeakers especially designed for fixed install indoor applications, ranging from modern residential applications to the most demanding designer applications in environments such as retail stores, pubs, restaurants or even clubs.

The ATEO6 is the 6" version, with a 1" dome tweeter and a 6" Mid / Low frequency driver, ensuring a true-to-nature, high-fidelity reproduction of music and speech. It features a stunningly designed and elegant looking ABS housing which is fitted with high-quality components. What makes this loudspeaker range so exceptional is the especially designed mounting bracket using the Clevermount™ technology, making the loudspeakers cabinet flow together with the mounting bracket providing a great ease for installing the loudspeaker in one good-looking entity.

The mounting and connection of the loudspeaker simply happens by attaching the included metal wall-plate to the desired location. When mounted, the wires must be connected to the desired terminal of the custom connection block. The desired power tap for 70/100 Volt or 8 Ohm can be selected by picking the right terminal. After this is done, only five seconds of work is left for clipping the loudspeaker onto the wall-plate, tightening the safety screw and you're ready to rock! This way, it's really child's play to install a large number of loudspeakers in no-time.

Even if you're working all alone while people are watching your fingers or when installing the speakers up high, when you're standing on a ladder. All ATEO series speakers are available in black (/B) or white (/W).

Applications:

- Bars & Restaurants
- Corporate
- Education
- Hotels
- Retail
- Residential
- Clubs



Impedance:

Ω 8 Ohm Ω 16 Ohm

Voltage:

 70-100 Volt

System specifications:

Speaker type		Full range
Peak power handling		240 W
Program power handling		120 W
RMS/AES power handling		60 W
Impedance		8 Ω (ATEO6)
		16 Ω (ATEO6D)
Incline angle	Left	30°
	Right	30°
	Bottom	30°
	Top	5°
Sensitivity (1W/1m)		89 dB
Sound Pressure (Max. W/1m)	@ 8 Ω	106 dB
	@ 100 V	105 dB
Frequency	Response (\pm 3 dB)	65 Hz - 20 kHz
	Range (-10 dB)	55 Hz - 20 kHz
Dispersion	Horizontal	120°
	Vertical	120°
Connectors		6-pin Custom Terminal Block
Drivers		1" Dome tweeter
		6" MF / LF Woofer
Line Transformer Tappings	1	100 Ω - 100 V / Not used - 70 V / 50 W
	2	200 Ω - 100 V / 50 W - 70 V / 25 W
	3	400 Ω - 100 V / 25 W - 70 V / 12.5 W
	4	800 Ω - 100 V / 12.5 W - 70 V / 6.25 W

Product Features:

Dimensions	193.1 x 347.5 x 215.2 mm (W x H x D)	
Weight	3.820 kg	
Operating temperature	-20 °C ~ 60 °C	
Mounting	Clevermount™	
Accessories	Included	Allen-key wrench
Construction	ABS	
Front finish	Steel grill	
Colours	Black (RAL9005) (ATEO6/B, ATEO6D/B)	
	White (RAL9003) (ATEO6/W, ATEO6D/W)	

Variants:

- ATEO6/B - Black version - 8Ω and 100V
- ATEO6/W - White version - 8Ω and 100V
- ATEO6D/B - Black version - 16Ω
- ATEO6D/W - White version - 16Ω

Shipping & Ordering:

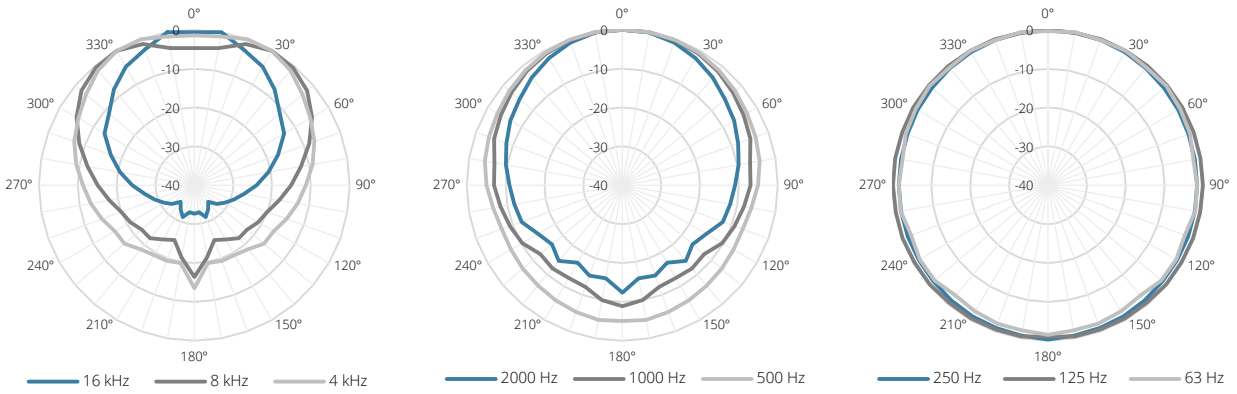
Packaging	Cardboard box (pair)
Shipping weight & volume	8.200 kg - 0.038 Cbm (2 pcs)

Architects' and Engineers' Specifications:

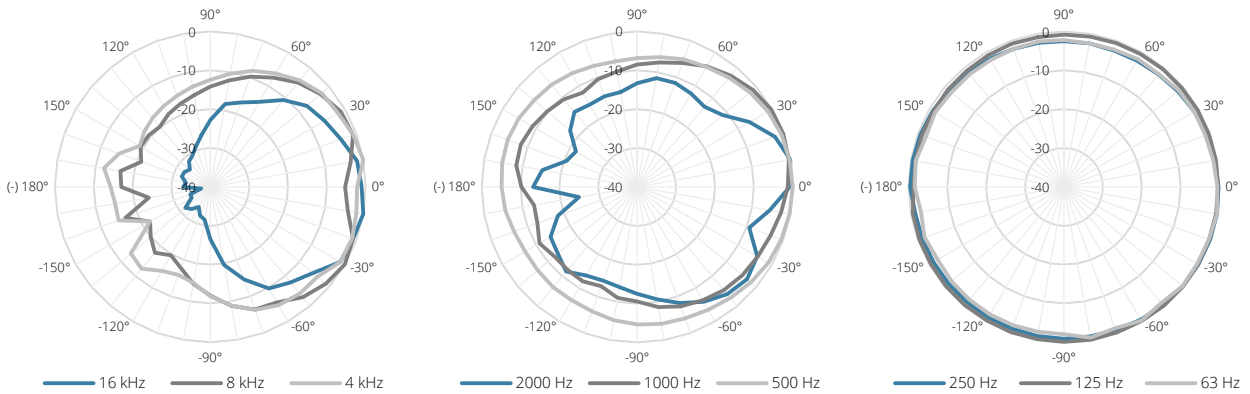
The loudspeaker shall be a 2-way system, consisting of a 6" woofer and 1" dome tweeter which are housed in a curved ABS housing with a fine perforated steel front grill. The connection and installation of the loudspeaker shall be performed using a Clevermount™ mounting system. The direction of the speaker shall be continuously adjustable in all four directions. It shall have an RMS power handling of 60 Watt with a maximum power handling of 120 Watt and the frequency response (± 3 dB) shall range from 65 Hz to 20 kHz. The sensitivity shall be 89 dB when measuring with an input signal of 1 Watt at a distance of 1 meter, while the maximum continuous sound pressure level shall be 106 dB. The loudspeaker shall have an impedance of 8 Ohm and contain a passive built-in crossover network. For use in public address systems, a Multi-Tapping 100 Volt built-in line transformer with power taps for 50 Watt, 25 Watt, 12.5 Watt and 6.25 Watt shall be provided. The corresponding power tap shall be selectable by connecting the correct terminal of a special designed 6-pin terminal block connector. The system's enclosure shall be 347,1 mm high, 193,1 mm wide and 215,2 mm deep and the weight shall not exceed 3.82 Kg.

Acoustical data graphs:

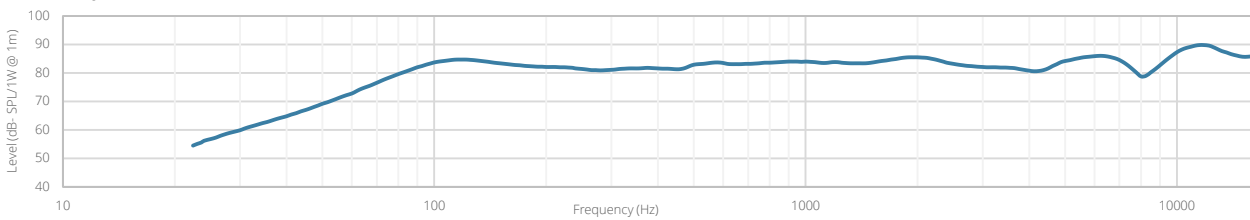
Horizontal Polars:



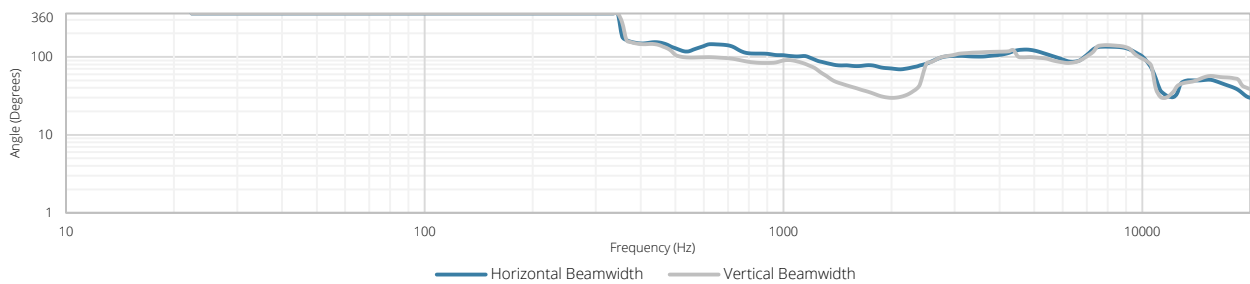
Vertical Polars:



Sensitivity:



Beamwidth (-3dB):



Directivity index:

