

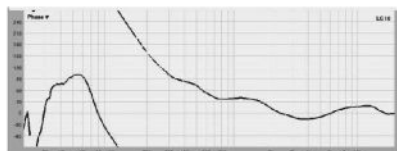
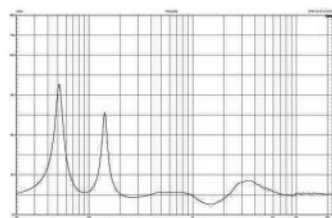
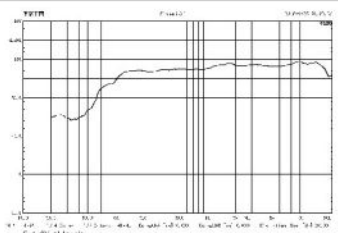
LC10

Applications

- Touring performance
- Club, multi-function hall
- Church

Feature

- The most cost-effective small and medium-sized line array
- Extremely compact , Small enclosure, light weight Only 13 kgs
- High SPL, great dynamic headroom
- Multi-angle adjustable mounting mode with adjustable support

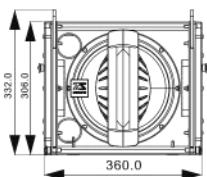


Technical specification

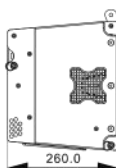
- **FREQUENCY RESPONSE:** 80 Hz ~ 18 kHz (± 3dB) 60 Hz ~ 20 kHz (~10dB)
- **NOMINAL COVERAGE⁽¹⁾:** 100° (H)
10° (V)
- **SENSITIVITY(@1w/1m):** HF/LF: 112 dB SPL / 96 dB SPL
- **POWER RATING(AES):** HF/LF: 80W/350W(AES)
- **NOMINAL IMPEDANCE:** HF/LF: 16/16 ohm
- **MAXIMUM SPL:** HF: 131 dB SPL peak
LF: 121 dB SPL peak
- **DRIVERS:** LF 1x10" woofer (75mm voice coil)
HF 1x3" compression driver

Physical data

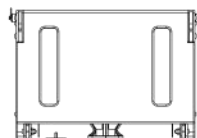
- **DIMENSIONS(HxWxD):** 332 x 360 x 260mm
- **WEIGHT:** 13 kg/28.6 lbs
- **CONNECTORS:** 2 x NL4 connectors
- **SPEAKER CABLES:** 1+1-...
- **MATERIALS:** 15mm, 18mm Baltic birch plywood
- **FINISH:** Black Polyurea paintings
- **GRILLE:** Black epoxy mesh grille with acoustically reticulated cloth
- **RIGGING:** 0, 1, 2, 3, 4, 5, 6, 7, 8, 9, 10 degree adjustable



Front



Side



Top