

CALI424

Safelatch™ 2-way 4" ceiling speaker with Twist-Fix™ grill

Highlights:

- Secure Safelatch™ system
- Ceramic terminal block
- Excellent off-axis performance (up to 155°)
- Unique TwistFix™ grill design
- Borderless grill design
- Rotary switch for 6W, 12W, 24W and an 8 Ohm tapings
- Shallow built-in depth (110 mm)
- Multi-tapping 70V / 100V line transformer

Product information:

The CALI424 is a 2-way ceiling speaker with rear dome, constructed using a 4" cone driver, combined with an coaxially mounted 1" soft dome tweeter which is fitted with a phase plug for excellent off axis performance up to 155°.

The 2-way construction combination with metal rear-dome guarantees premium performance for demanding applications. A continuous power handling of 30 Watt (RMS) and maximum power handling of 60 watt is achieved, while fitted with a rotary switch for tapping of the 70/100V line transformer with tapings for 24W, 12W, 6W and an 8 Ohm bypass connection.

Applications:

- Corporate
- Retail
- Bars & Restaurants



Impedance:

Ω 8 Ohm

Voltage:

 70-100 Volt

System specifications:

Peak power handling		120 W
Program power handling		60 W
RMS/AES power handling		30 W
Sound Pressure (Max. W/1m)	@ 100 V	101 dB
Sensitivity (1W/1m)		84 dB
Dispersion	Conical	155°
Frequency	Response (± 3 dB)	105 Hz - 20 kHz
	Range (-10 dB)	70 Hz - 20 kHz
Speaker type		2-way coaxial
Connection		Ceramic screw terminal with link through
Line Transformer Tappings	1	208 Ω - 100 V / Not used - 70 V / 24 W
	2	417 Ω - 100 V / 24 W - 70 V / 12 W
	3	833 Ω - 100 V / 12 W - 70 V / 6 W
	4	1667 Ω - 100 V / 6 W - 70 V / 3 W

Product Features:

Cut-out measurement		170 mm (Ø)
Dimensions		192 x 110 mm (Ø x D)
Built-in depth		110 mm
Operating temperature		-20 °C ~ 60 °C
Construction		ABS and powder coated steel
Mounting		SafeLatch™ mounting system
Weight		2.26 kg

Variants:

- CALI424/W - White

Architects' and Engineers' Specifications:

The ceiling mount loudspeaker shall be a 2-way coaxial type equipped with a 4" low frequency driver and a 1" tweeter installed in a sealed enclosure and fitted with a line transformer allowing it to be used on both low impedance (8 Ohm) and 100 Volt distributed lines.

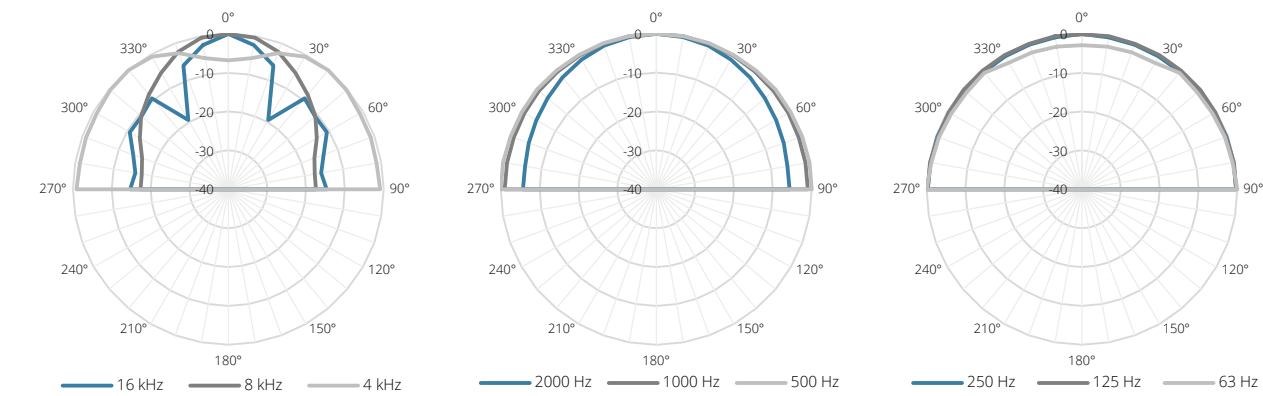
It shall have an RMS power handling of 30 Watt with a maximum power handling of 60 Watt and the frequency response (± 3 dB) shall range from 105 Hz to 20 kHz. The sensitivity shall be 84 dB when measuring with an input signal of 1 Watt at a distance of 1 meter, while the maximum continuous sound pressure level at 100 V shall be 101 dB. The nominal dispersion shall be a 155° conical coverage pattern at -6dB (average 100 Hz - 10 kHz).

The loudspeaker shall be switchable between 8 Ohm and constant voltage operation, and shall be fitted with a 70/100V multi-tapping line transformer with tapings for 24 Watt, 12 Watt and 6 Watt including an 8 Ohm bypass. Selection of the power taps shall be done using a rotary switch located behind the front grill.

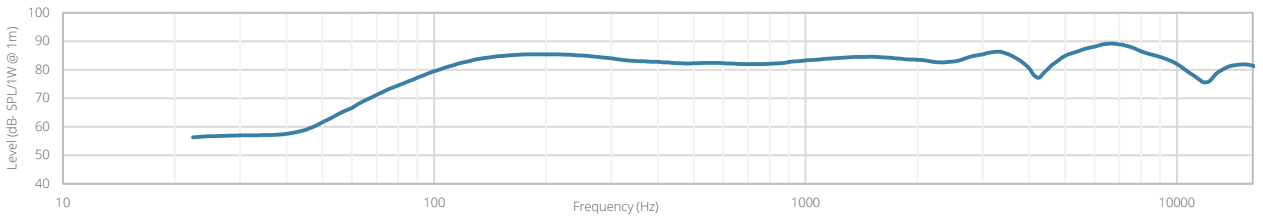
The speaker's frame shall be constructed in high quality ABS material which comes available in white (RAL9010) colour and is fitted with a removable steel grill allowing custom painting to make it blend-in with any environment. The rear side of the speaker shall be covered with a steel constructed back can including a terminal box with strain relief. A 4-pin terminal block connector allows connection and link-and parallel link through to other speakers. Mounting of the speaker into the ceiling shall be done using a 3-screw Quick-fix installation system.

The speaker shall have a diameter of 192 mm, a depth of 110 mm and the weight shall not exceed 2.26 kg. The speaker shall fit in a mount-ing hole with a cutout diameter of 170 mm and a build-in depth of 110 mm.

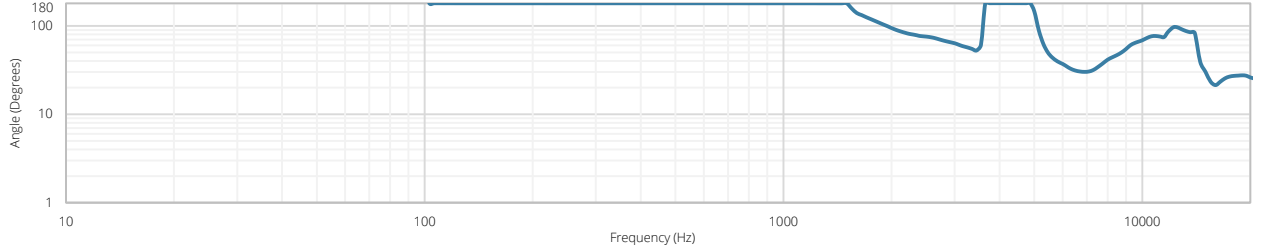
Polars:



Sensitivity:



Beamwidth (-3dB):



Directivity index:

