



## AcousticDesign™ Series AD-S4T

4.5" small format, surface  
mount loudspeaker

### Features

- DMT™ (Directivity Matched Transition) ensures smooth, uniform frequency response over the coverage area
- X-Mount™ system enables the loudspeaker to be easily installed and deployed at a variety of angles with no slippage over time
- Advanced voicing filter sets using QSC Intrinsic Correction™, available through either Q-SYS processing or CXD Series amplifier platforms
- Low-saturation and low-loss 70/100V transformers with 8Ω bypass
- Lightweight ABS enclosures offer long-term durability and lasting good looks
- Sealed input panel cover and powder coated aluminum grilles for added weather resistance
- Meets IEC60529 IP-54 for dust and splash resistance
- Available in black (RAL 9011) or white (RAL 9010)
- Complete EASE, CF2, CAD, & BIM information available online



X-Mount™ (included)

**Restaurant · Retail · Audio Visual · Education · Concourses · Casinos ·  
Transportation Terminals · Worship Facilities · Large System Ancillary Support**

The QSC AcousticDesign™ AD-S4T is a surface mounted 70/100V, 4.5" two-way loudspeaker system, ideally suited for a wide variety of foreground and background sound reinforcement applications.

AcousticDesign™ series offers integrators a premium quality installed sound solution where performance, coverage, and aesthetics are paramount. Combined with unprecedented ease-of-installation and high weather resistance, the AcousticDesign™ Series provides integrators a versatile and confident install solution.

The AD-S4T features a high quality 100 mm [4 in] weather treated paper cone woofer on a 25 mm [1 in] voice coil. A carefully selected 19 mm [.75 in] silk dome tweeter with a 19 mm [.75 in] voice coil perfectly matches the sensitivity and performance of the woofer for outstanding full-range reproduction.

Consistent and even 120° axisymmetric (conical) coverage is achieved through DMT™ (Directivity Matched Transition), a QSC innovation which matches the directivity patterns of the woofer and the high-frequency waveguide at the crossover point. The result is a coherent transition between transducers and improved off-axis response.

The even, accurate frequency response of the AD-S4T is maintained even in 70/100V applications by use of a low-loss, low-saturation 30-watt transformer with selectable taps, including an 8Ω bypass. To preserve weather resistance, the rotary selector is located on the back of the enclosure, protected by a weather grommet.

With rugged ABS enclosures, sealed input panel covers, and powder-coated aluminum grilles for weather resistance, the AcousticDesign™ surface mounted series exceed IEC60529 IP-54 ratings for dust and splash resistance.

Installers will appreciate the award-winning X-Mount™ system included with each full-range AcousticDesign™ model. This ingenious mounting solution achieves unprecedented ease-of-installation in horizontal, vertical, wall, or ceiling deployments. Knurled surfaces at the pivot planes ensure the load will not drift or sag over time. Articulation marks allow preconfiguration of the X-Mount™ while on the ground with no special tools required. Once secure, the loudspeaker installs in seconds, allowing the installer to work safer, smarter, and faster with repeatable results.

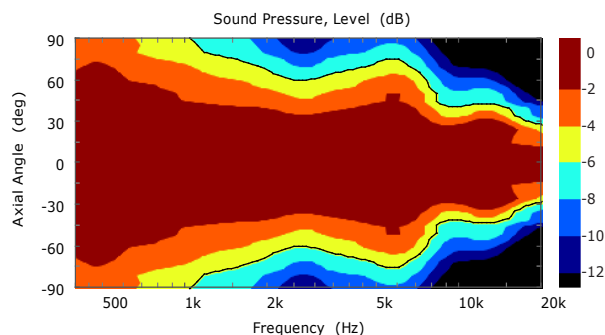
To further enhance performance and speed of install with optimum result, advanced voicing filter sets using QSC Intrinsic Correction™ techniques are obtainable via the Q-SYS Platform including CXD Series amplifiers for a complete QSC systems solution.

The AcousticDesign™ Series feature a stylish appearance free of obtrusive logo adornments for aesthetically sensitive installations. AcousticDesign™ surface loudspeakers are available in QSC standard black (RAL 9011) or white (RAL 9010) and may be painted to match any decor.

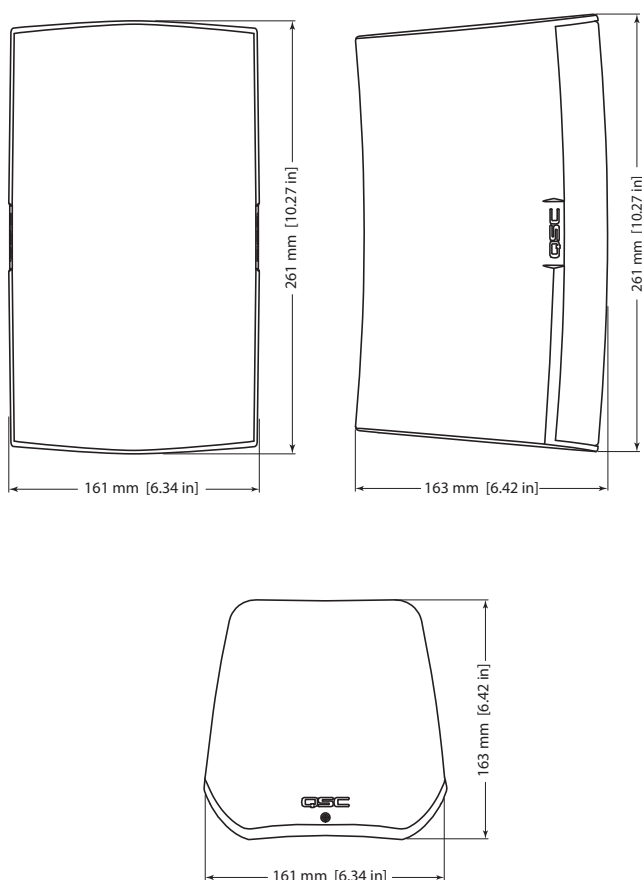
For your system integration needs, complete EASE, CF2, CAD, and BIM files are available for download at QSC.com.

# AD-S4T Details

## Horizontal Contour:

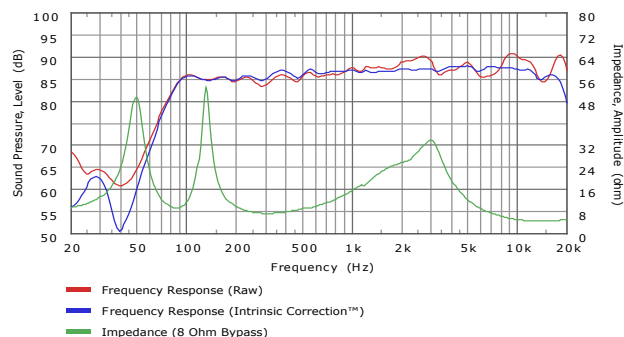


## Dimensions:



As part of QSC's ongoing commitment to product development, specifications are subject to change without notice.

## Impedance / Frequency Response:



## Specifications:

System Details	AD-S4T
HF transducer	19 mm [.75 in] silk dome tweeter 19 mm [.75 in] voice-coil horn loaded
LF transducer	100 mm [4.5 in] weather treated paper cone woofer, 25 mm [1 in] voice-coil
Effective frequency range <sup>1</sup>	68 Hz – 20 kHz
Rated noise power / voltage <sup>2</sup>	50 watts / 20 volts (rms)
Broad-band sensitivity <sup>3</sup>	87 dB SPL
Coverage angle (-6 dB)	120°
Directivity factor (Q)	6
Directivity Index	8 dB
Maximum continuous SPL <sup>4</sup>	104 dB
Maximum peak SPL <sup>4</sup>	110 dB
Rated impedance	8 ohms
Recommended amplifier	100 watts
Transformer taps	70 V: 30, 15, 7.5, 3.75 watts and 8 ohm bypass 100V: 30, 15, 7.5 watts and 8 ohm bypass
Input connector type	Euroblock connector with parallel output
Enclosure material	Painted ABS polymer
Grille material	Powder coated aluminum
X-Mount material	Powder coated aluminum
Enclosure Details	
Ingress protection	IP-54
Operating environment	Designed for indoor and outdoor use
Testing	The AD Series loudspeakers qualified for outdoor use using the following tests:  Salt fog: MIL-STD-810G Method 509.5 for 100 hrs.  Humidity: MIL-STD-810G Method 507.5, Natural cycle B2, cyclic high RH for 7 days  High and low temperature: tested to QSC internal standards between -20° and 50° C
Operating Temperature Range	-20 to 50° C [-4 to 122° F]
Net weight	2.9 kg [6.5 lb]
Product dimensions	261 x 161 x 163 mm [10.27 x 6.34 x 6.42 in]
Shipping weight	7.65 kg [16.8 lb] (pair packed)
Shipping dimensions	394 x 261 x 458 mm [15.5 x 10.3 x 18 in] (pair packed)
Included accessories	X-Mount mounting system, euroblock connector, input panel cover

# QSC

1675 MacArthur Boulevard • Costa Mesa, CA 92626 • Ph: 800/854-4079 or 714/957-7100 • Fax: 714/754-6174

© 2020 QSC, LLC all rights reserved. QSC, Q-SYS and the QSC logo are registered trademarks of QSC, LLC in the U.S. Patent and Trademark office and other countries. All other trademarks are the property of their respective owners. Patents may apply or be pending.

AD-S4T Spec Sheet

<sup>1</sup> Free-field, -10 dB from on-axis sensitivity  
<sup>2</sup> IEC60268-1 noise signal for 2 hours  
<sup>3</sup> On-Axis, free-field sensitivity, 2.83V, 1 m  
<sup>4</sup> Calculated from rated noise voltage and sensitivity

