

Thank you for purchasing the MXL 991 Condenser microphone. With proper care, this mic will provide many years of satisfaction. For best results, please take a few moments to review this literature. Enjoy your microphone!

The MXL Team

General Characteristics

This microphone has a gold-sputtered diaphragm and a fixed cardioid pickup pattern. Condenser microphones are very sensitive, readily revealing very subtle sonic details. They also tend to pick up sounds outside the pattern more than some designs, which can lead to powerful feedback if you are not careful. We strongly advise experimentation with placement and isolation requirements with the gain initially set low to avoid equipment (and ear) damaging surprises!

Power Requirement

IMPORTANT - This unit requires phantom power at 48 volts, +/- 4 volts. Each unit has been thoroughly checked before shipping, so if you hear no sound, check that the phantom power on your mixer or separate power supply is switched on!

Microphone Cable

The microphone cable can have a profound effect on the sound of any microphone. Even the finest microphones will sound poor if the interconnect cable allows noise to enter, or causes distortion and loss of information. Use only the best microphone cable your budget will allow.

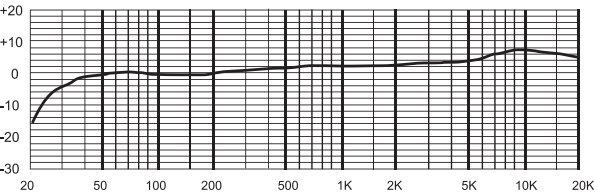
Care

Dust and foreign material can degrade the performance of a microphone over time so always store the unit in its case.

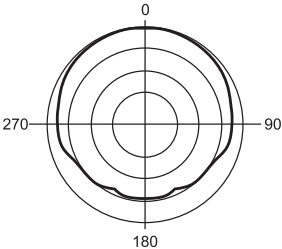
Specifications

Type	Condenser pressure gradient mic
Frequency Response	30Hz – 18 kHz
Polar Pattern	Cardioid
Out Impedance	110 ohms
Sensitivity	15mV/Pa
S/N Ratio	78 dB (Ref. 1Pa A-weighted)
Equivalent Noise	18dB(A weighted IEC 268-4)
Max SPL for 0.5% THD	137dB
Power Requirement	48 V phantom power (+/- 4 V)
Current Consumption	<3.0mA
Size	22 mm x 134 mm
Weight	0.35 lbs
Metal Finish	Champagne

Frequency Chart



Polar Pattern



Warranty

Marshall microphones are guaranteed against defects in material and workmanship for one year from date of purchase. Should you encounter any problem with this unit, promptly contact the company you purchased it from for assistance. The original dated sales receipt will be necessary for any warranty claim. Do not send any unit directly to us without prior authorization from our service department! Warranty coverage is limited to repair or replacement (at our option) of the microphone, and does not cover incidental damages due to use of this unit, nor damage caused by accidental misuse of this product.

Thank you for choosing the MXL 990 Condenser microphone. With proper care, this mic will provide many years of satisfaction. To get the best results, please take a few moments to read this manual.

Enjoy your microphone!

The MXL Team

General Characteristics

This microphone has a 22mm capsule with a gold-sputtered diaphragm and a fixed cardioid pickup pattern. Condenser microphones are very sensitive, readily revealing very subtle sonic details. They also tend to pick up sounds outside the pattern more than some designs, which can lead to powerful feedback if you are not careful. We strongly advise experimentation with placement and isolation requirements with the gain initially set low to avoid equipment (and ear) damage. It is strongly advised to use a mesh pop-filter to avoid moisture from damaging the capsule.

Contents

Unpack your MXL 990 microphone carefully and verify that all of the following items are included:

- MXL 990 microphone
- Shock mount
- Carrying case
- Hard mount mic stand adapter

If any of these items are missing or damaged, contact the company from which you purchased the microphone.

Power Requirement

The MXL 990 requires 48V phantom power ($\pm 4V$). If no sound is picked up by the microphone, make sure that the phantom power on your mixer or separate power supply is switched on.

Microphone Cable

The microphone cable can have a profound effect on the sound of any microphone. Even the finest microphone will sound poor if the interconnect cable allows noise to enter or causes distortion and loss of information. We recommend that you use the best microphone cable that your budget will allow.

Care

Dust and foreign material can reduce the performance of a microphone over time, so you should store the MXL 990 in its case when not in use.

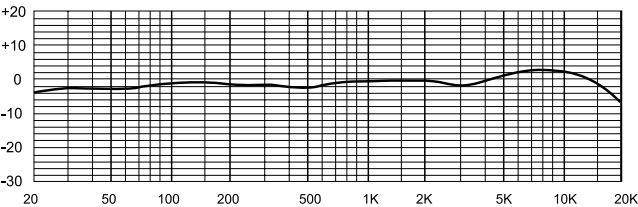
Shock Mount

The MXL shock mount can shift in shipment. Simply shift the nylon bands to center the microphone in the assembly. Be sure that the wire clamp does not rest on the chassis of the mount, as this impairs mechanical isolation. Slide the mount all the way to the rim of the microphone for the most secure hold.

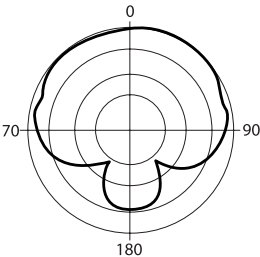
Specifications

Type	Pressure-gradient condenser mic.
Frequency Response	30 Hz–20 kHz
Polar Pattern	Cardioid
Impedance	200 ohms
Sensitivity	15 mV/Pa
Equivalent Noise	20 dB (A-weighted IEC 268-4)
S/N Ratio	80 dB (Ref. 1Pa A-weighted)
Max SPL for 0.5% THD	130 dB
Power Requirement	48V phantom power ($\pm 4V$)
Current Consumption	< 3.0mA
Size	60mm x 130mm / 2.36 in. x 5.11 in.
Weight	1.2 lbs / 544.3g
Metal Finish	Champagne

Frequency Chart



Polar Pattern



Warranty

MXL microphones are guaranteed against defects in materials and workmanship for one year from the date of purchase. If you encounter any problem with this unit, promptly contact the company from which you purchased it for assistance. The original dated sales receipt will be necessary for any warranty claim. Do not send any unit directly to us without prior authorization from our service department. Warranty coverage is limited to repair or replacement (at our option) of the microphone, and does not cover incidental damages due to use of this unit, nor damage caused by accidental misuse of this product.