

402VLZ4

The 4-channel 402VLZ4 features our flagship Onyx mic preamps in an ultra-compact design that is an industry-leading performer ideal for professional low-input applications.


From every input to every output, the 402VLZ4 is designed to provide the highest headroom and lowest noise possible for maximum signal integrity.

Plus, it truly is “Built-Like-A-Tank” with a ridiculously rugged solid steel chassis and high-contrast controls for ultimate tactile control.

And with features like instrument level inputs, phantom power and level metering, the 402VLZ4 is the premier mixer choice for anybody who’s big on performance, but light on inputs.

APPLICATIONS:

Live sound mixing, houses of worship, clubs, gymnasiums, banquet halls, conference rooms, boardrooms, studio and field recording, multimedia applications, broadcast and many, many more.



FEATURES:

- 4-channel mixer featuring our signature high-headroom, low-noise design
- 2 boutique-quality Onyx mic preamps
 - Ultra-wide 60 dB gain range
 - 128.5 dB dynamic range
 - +22 dBu line input handling
 - Extended frequency response
 - Distortion under 0.0007% [20 Hz – 50 kHz]
- Improved RF rejection, perfect for broadcast applications
- Phantom power for condenser mics
- Four high-headroom line inputs
- Selectable instrument inputs on first two channels – no DI box needed
- 2-band EQ (80 Hz, 12 kHz)
- 18 dB/oct 100 Hz low-cut filter on mic input channels
- High-resolution 8-segment stereo meters
- Sealed rotary controls resist dust and grime
- “Built-Like-A-Tank” rugged steel chassis with powder-coat finish
- High-visibility, high-contrast controls deliver convenient “at-a-glance” visual feedback



Like us



Follow us



Watch our dang videos



402VLZ4

4-Channel Ultra-Compact Mixer

402VLZ4 SPECIFICATIONS

Main Mix Noise

(20 Hz–20 kHz bandwidth, 1/4" main out, channels 1-2 gain @ unity, channel EQs flat, stereo-pan button in)

Main mix knob down, channel level knobs down	–103 dBu
Main mix knob @ unity, channel level knobs down	–98 dBu
Main mix knob @ unity, channel level knobs @ unity	–92 dBu
Signal-to-Noise Ratio, ref. +4 dBu	102 dB

Total Harmonic Distortion (THD)

(1 kHz @ 35 dB gain)

20 Hz–80 kHz bandwidth	<0.005%
20 Hz–20 kHz bandwidth	<0.003%

Attenuation / Crosstalk

(1 kHz relative to 0 dBu, 20 Hz–20 kHz bandwidth, line in, 1/4" main out, gain @ unity)

Main mix knob down	–70 dBu
Channel level knob down	–94 dBu

Frequency Response

Mic input to main output (gain @ unity)

+0, –1 dB, 20 Hz to 50 kHz
+0, –3 dB, <10 Hz to >100 kHz

Equivalent Input Noise (EIN)

(Mic in to main out, max gain)

150 Ω termination	–128.5 dBu 20 Hz–20 kHz
--------------------------	----------------------------

Common Mode Rejection Ratio (CMRR)

1 kHz	better than –70 dB
-------	--------------------

Maximum Levels

Mic in	+21 dBu
Tape in	+24 dBu
All other inputs	+22 dBu
All outputs	+22 dBu

Impedances

Mic in	2.55 k Ω
Instrument input	1 M Ω
All other inputs	10 k Ω or greater
Tape out	1.0 k Ω
Phones out	60 Ω
All other outputs	120 Ω

EQ

High Shelving	± 15 dB @ 12 kHz
Low Shelving	± 15 dB @ 80 Hz

AC Power Requirements

Power Consumption	8 watts
US, JP	100 – 120 VAC, 50 – 60 Hz
EU, UK, AU, CN	200 – 240 VAC, 50 – 60 Hz
External Power Supply AC Connector	2-pin IEC 250 VAC
Operating Temperature	0° – 40°C 32° – 104°F

External Power Supply

US Adapter (18.5 VAC x 2, 350 mA, US)	P/N 0028090-00
EU Adapter (18.5 VAC x 2, 350 mA, EU)	P/N 0028090-01
JP Adapter (18.5 VAC x 2, 350 mA, JP)	P/N 0028090-02
UK Adapter (18.5 VAC x 2, 350 mA, UK)	P/N 0028090-03
AU Adapter (18.5 VAC x 2, 350 mA, AU)	P/N 0028090-04
CN Adapter (18.5 VAC x 2, 350 mA, CN)	P/N 0028090-05

Physical Properties (product)

Height	7.3 in / 186 mm
Depth	1.6 in / 41 mm
Width	5.8 in / 147 mm
Weight (with power supply)	3.0 lb / 1.36 kg
Weight (without power supply)	2.5 lb / 1.1 kg

Physical Properties (packaged product)

Height	4.1 in / 104 mm
Depth	12.5 in / 318 mm
Width	8.8 in / 222 mm
Weight	3.8 lb / 1.7 kg

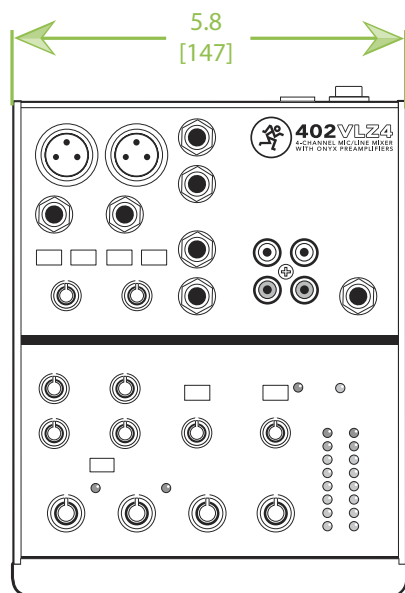
Options

402VLZ4 Mixer Bag	P/N 2036809-08
-------------------	----------------

Ordering Information

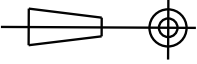
402VLZ4 4-Channel Ultra-Compact Mixer, US	P/N 2040768-00
402VLZ4 4-Channel Ultra-Compact Mixer, EU	P/N 2040768-01
402VLZ4 4-Channel Ultra-Compact Mixer, JP	P/N 2040768-02
402VLZ4 4-Channel Ultra-Compact Mixer, UK	P/N 2040768-03
402VLZ4 4-Channel Ultra-Compact Mixer, AU	P/N 2040768-04
402VLZ4 4-Channel Ultra-Compact Mixer, CN	P/N 2040768-05
402VLZ4 4-Channel Ultra-Compact Mixer, BZ	P/N 2040768-06

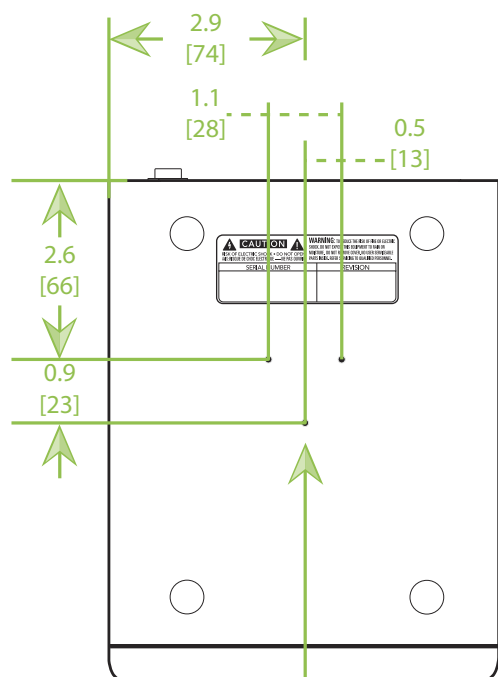
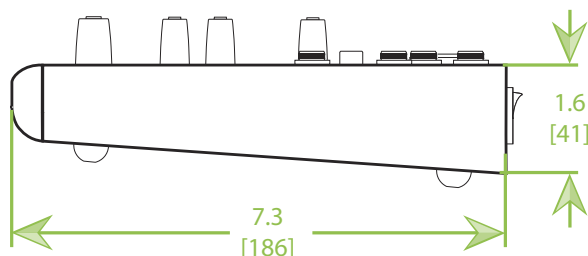
402VLZ4 DIMENSIONS



NOTES:

1. WEIGHT APPROX. 3.0 lb [1.36 kg] – with power supply
2. WEIGHT APPROX. 2.5 lb [1.1 kg] – without power supply
3. SHIPPING WEIGHT APPROX. 3.8 lb [1.7 kg]

<p>THIRD ANGLE PROJECTION</p> 	<p>UNLESS OTHERWISE SPECIFIED: ALL DIMENSIONS ARE IN INCHES DUAL [MM] DIMENSIONS FOR REF ONLY</p> <p>TOLERANCE IN INCHES LINEAR ± 0.13 in / ± 3.3 mm ANGLES $\pm 1^\circ$</p> <p>(X.XX) = REF DIMS NO TOLERANCE IMPLIED</p> <p>TSC = THEORETICAL SHARP CORNER</p> <p>DIMENSIONS ACROSS CENTERLINES TO BE SYMMETRICAL</p>
<p>THE INFORMATION CONTAINED HEREIN IS PROPRIETARY AND CONFIDENTIAL PROPERTY OF LOUD TECHNOLOGIES, INC. ALL RIGHTS RESERVED</p>	



Holes for microphone
stand adapter

MICROPHONE STAND

The bottom panel of the 402VLZ4 has three non-threaded holes that allow it to be fitted with an optional microphone stand adapter. This lets you support the mixer on a standard mic stand, and adjust its height and level to whatever suits your strangely-complex set of preferences.

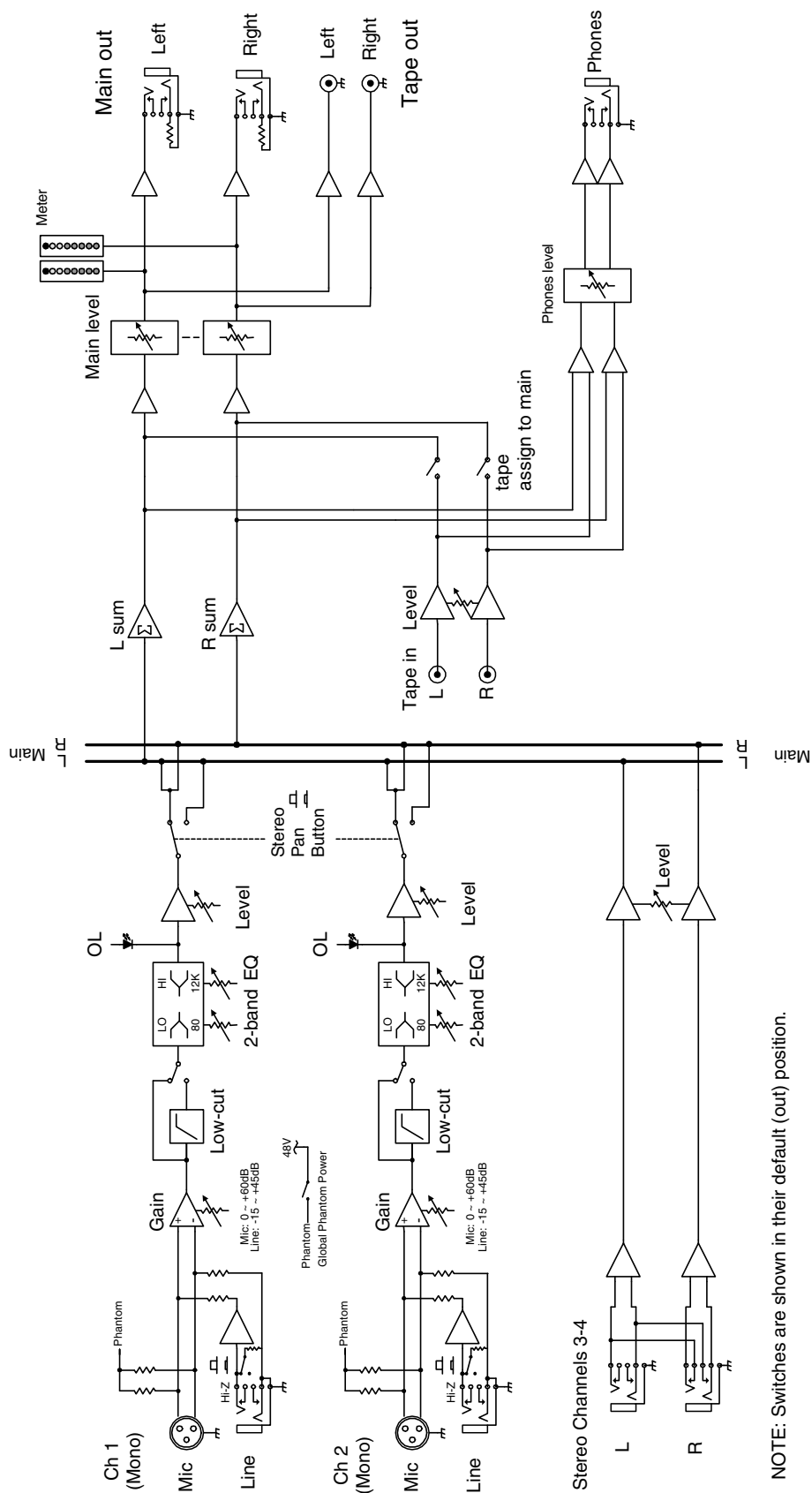
The Atlas AD-11B mic stand adapter is available at many music stores. It is made and distributed by Atlas Sound.

Use three Trilobular thread rolling screws 6-32 x 1/4" long to secure the adapter to the bottom of the 402VLZ4 [see below].



Do not use screws longer than 1/4", as these could damage the circuit boards. Do not use screws shorter than 1/4", or the adapter will not be securely fixed to the mixer.

402VLZ4 BLOCK DIAGRAM



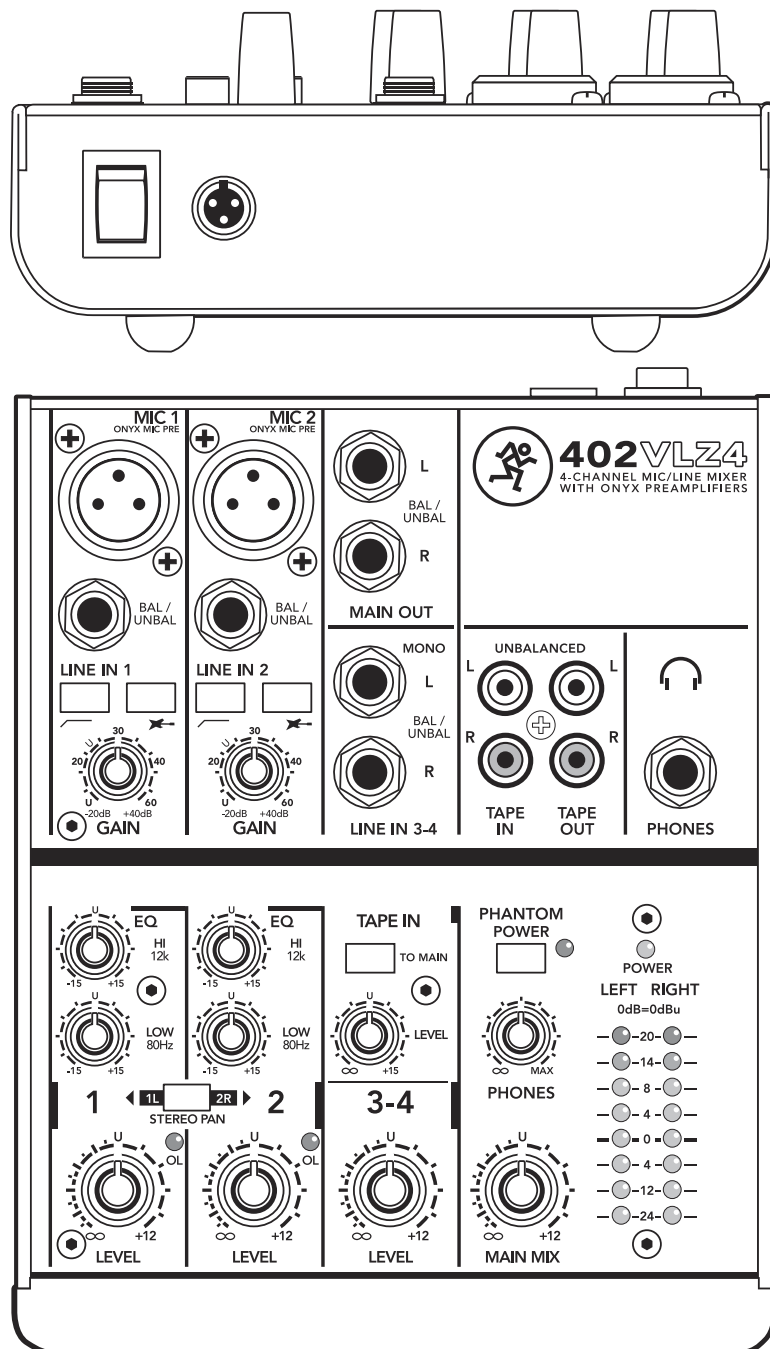
NOTE: Switches are shown in their default (out) position.



402VLZ4

4-Channel Ultra-Compact Mixer

402VLZ4 FRONT AND REAR PANEL



LOUD Technologies Inc. is always striving to improve our products by incorporating new and improved materials, components, and manufacturing methods. Therefore, we reserve the right to change these specifications at any time without notice.

“Mackie” and the “Running Man” figure are registered trademarks of LOUD Technologies Inc. All other brands mentioned are trademarks or registered trademarks of their respective holders, and are hereby acknowledged.

©2014 LOUD Technologies Inc. All rights reserved.

Electronic files for this product are available at:
www.mackie.com

Specification Sheet

402VLZ4_SS.PDF

Owner's Manual

402VLZ4_OM.PDF



www.mackie.com
16220 Wood-Red Road NE
Woodinville, WA 98072 USA
800-898-3211, Fax 425-487-4337

Part No. SW0990 Rev. C 08/14

5/5 PAGES