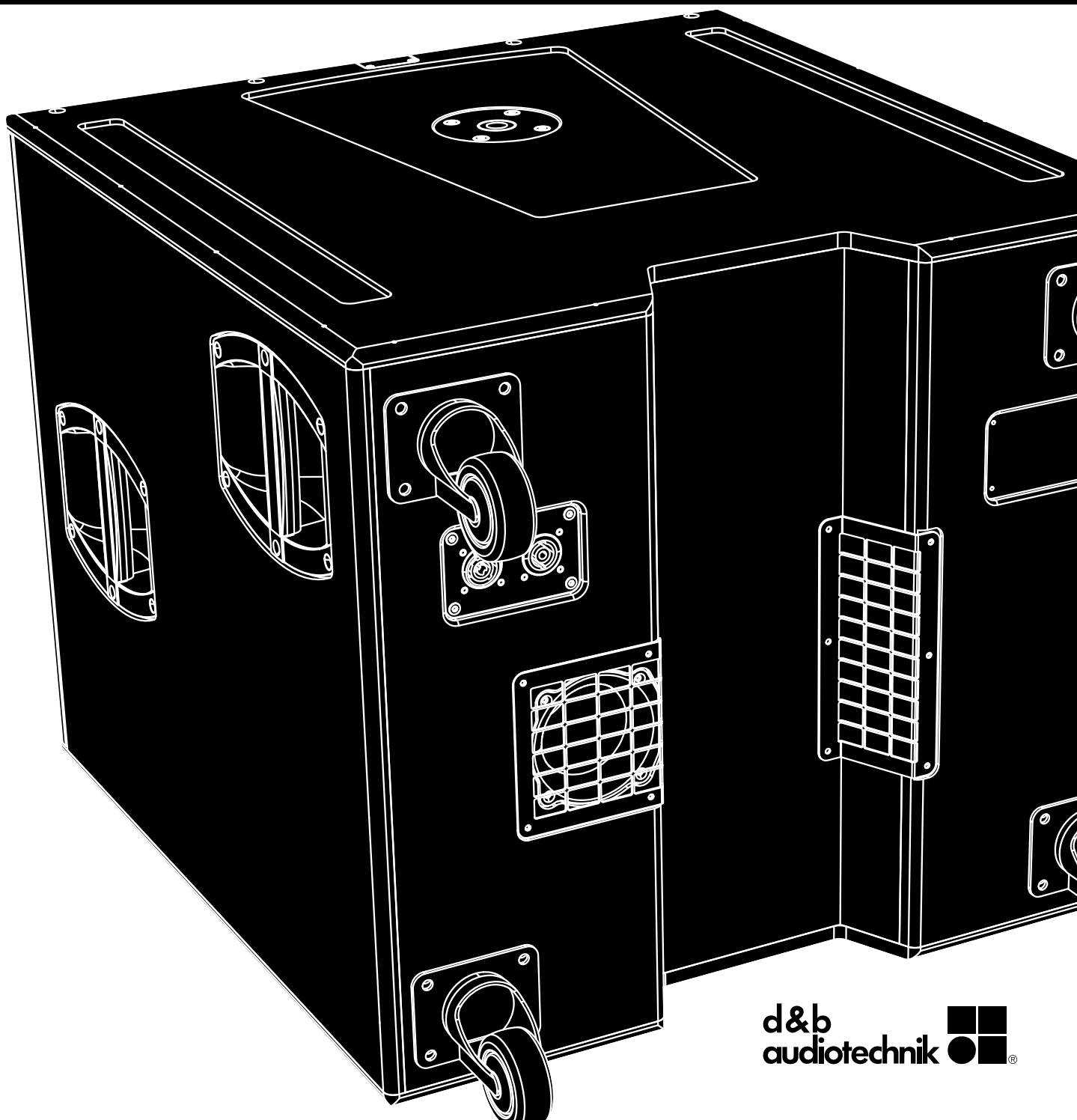


V

V-GSUB Manual 1.3 en



General information

V-GSUB Manual

Version: 1.3 en, 09/2022, D2723.EN .01

Copyright © 2022 by d&b audiotechnik GmbH & Co. KG; all rights reserved.

Keep this document with the product or in a safe place so that it is available for future reference.

We recommend you to regularly check the d&b website for the latest version of this document.

When reselling this product, hand over this document to the new owner.

If you supply d&b products, please draw the attention of your customers to this document. Enclose the relevant documents with the systems. If you require additional documents for this purpose, you can order them from d&b.

d&b audiotechnik GmbH & Co. KG
Eugen-Adolff-Str. 134, D-71522 Backnang, Germany
T +49-7191-9669-0, F +49-7191-95 00 00

1 Safety precautions..... 4

2 V-GSUB loudspeaker..... 5

2.1 Product description..... 5

2.2 Connections..... 6

2.3 Operation..... 7

2.3.1 Controller settings..... 7

2.4 Technical specifications..... 8

3 Manufacturer's declarations..... 9

3.1 Conformity of loudspeakers..... 9

3.2 WEEE Declaration (Disposal)..... 9

Potential risk of personal injury

Never stand in the immediate vicinity of loudspeakers driven at a high level. Professional loudspeaker systems are capable of causing a sound pressure level detrimental to human health. Seemingly non-critical sound levels (from approx. 95 dB SPL) can cause hearing damage if people are exposed to it over a long period.

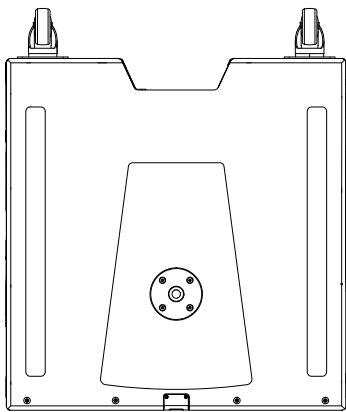
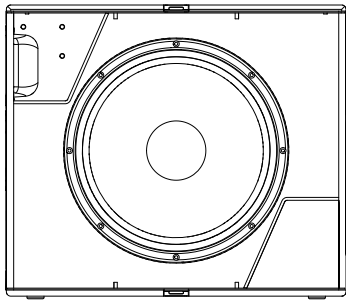
In order to prevent accidents when deploying loudspeakers on the ground or when flown, please take note of the following:

- When setting up the loudspeakers or loudspeaker stands, make sure they are standing on a firm surface. If you place several systems on top of one another, use straps to secure them against movement.
- Only use accessories which have been tested and approved by d&b for assembly and deployment. Pay attention to the correct application and maximum load capacity of the accessories as detailed in our specific "Mounting instructions" or in our "Rigging manuals".
- Ensure that all additional hardware, fixings and fasteners used for deployment are of an appropriate size and load safety factor. Pay attention to the manufacturers' instructions and to the relevant safety guidelines.
- Regularly check the loudspeaker housings and accessories for visible signs of wear and tear, and replace them when necessary.
- Regularly check all load bearing mounting devices.

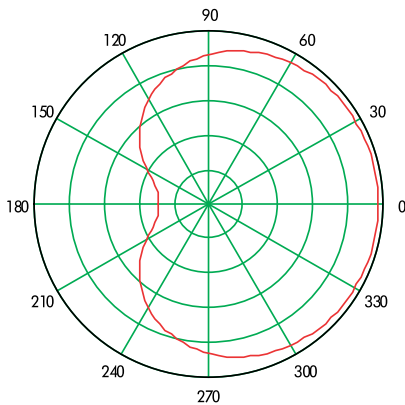
Potential risk of material damage

Loudspeakers produce a static magnetic field even if they are not connected or are not in use. Therefore make sure when erecting and transporting loudspeakers that they are nowhere near equipment and objects which may be impaired or damaged by an external magnetic field. Generally speaking, a distance of 0.5 m (1.5 ft) from magnetic data carriers (floppy disks, audio and video tapes, bank cards, etc.) is sufficient.

2 V-GSUB loudspeaker



V-GSUB loudspeaker



Cardioid dispersion pattern

2.1 Product description

The V-GSUB is a compact high performance cardioid subwoofer for use with d&b V-Point cabinets.

The V-GSUB houses two long excursion neodymium drivers in an integrated cardioid setup: an 18" driver in a bass-reflex design facing to the front and a 12" driver in a two chamber bandpass design radiating to the rear. The arrangement and tuning provide a cardioid dispersion pattern using a single amplifier channel.

Its frequency response extends from 37 Hz to 115/95 Hz.

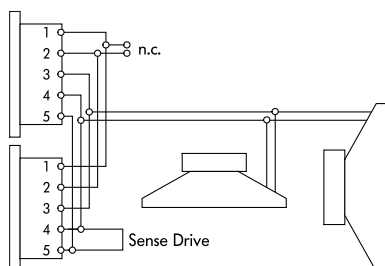
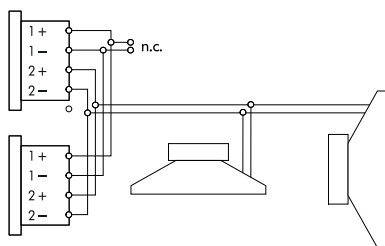
The cabinet is constructed from marine plywood and has an impact and weather protected PCP (Polyurea Cabinet Protection) finish. The front of the loudspeaker cabinet is protected by a rigid metal grill backed by an acoustically transparent foam. Each side panel incorporates two handles and mounted on the rear panel are four heavy duty wheels. An M20 threaded flange in the top panel accepts a loudspeaker stand for the deployment of TOP cabinets.

Two runners recessed in the bottom panel prevent cabinet movement and protect the bottom panel against scratching. Correspondingly shaped recesses in the top panel of the cabinet prevent cabinet movement when stacking V-GSUBs.

In addition, the top panel has a recess in the form of the footprint of a V-Point TOP cabinet to prevent cabinet movement when stacking one V-Point TOP cabinet on V-GSUBs.

Cardioid dispersion

Cardioid dispersion avoids unwanted energy behind the system and greatly reduces the excitation of the reverberant field at low frequencies providing the greatest accuracy of low frequency reproduction. The subwoofers can be used as stand-alone solutions or in stacked combinations with a minimum distance of 60 cm (2 ft) between adjacent cabinets or between the subwoofers and a side wall. When positioned in front of walls, the minimum distance to rear walls is maintained by the wheels mounted at the rear of the cabinet.



NLT4 F/M, NL4 M and EP5 connector wiring

2.2 Connections

The cabinet is fitted NLT4 F/M connectors. All four pins of both connectors are wired in parallel. The V-GSUB uses the pin assignments 2+/2-. Pins 1+/1- are designated to TOP cabinets. Using one as the input, the second connector allows for direct connection to a second cabinet.

The cabinet can be supplied with NL4 M or EP5 connectors as an option.

Pin equivalents of the connector options are listed in the table below.

NLT4 F/M NL4 M	1+	1-	2+	2-	n.a.
EP5	1	2	3	4	5 (SenseDrive front)

d&b LoadMatch

Starting with the D80 amplifier platform, the LoadMatch function enables the amplifier to electrically compensate for the properties of the loudspeaker cable used without the need for an additional sense wire. For applicable loudspeakers, LoadMatch is therefore independent of the connector type used.

d&b SenseDrive

The SenseDrive feature within D12 amplifiers enables electrical compensation for the properties of the loudspeaker cable used. SenseDrive requires an additional sense wire. SenseDrive is therefore only available with EP5 connectors and 5-wire cabling for applicable loudspeakers.

Note: When the D12 is operated in "Mix TOP/SUB mode", the SenseDrive function is only available at the output B connector.

2.3 Operation

NOTICE!

Only operate d&b loudspeakers with a correctly configured d&b amplifier, otherwise there is a risk of damaging the loudspeaker components.

Applicable d&b amplifiers:

D80/D40/D20/D12.

Amplifier output mode(s): Dual Channel or Mix TOP/SUB		
Application	Setup	Cabinets per channel
V-GSUB	V-SUB	2 *

* When using the D40/40D amplifiers and maximum output is required, it is recommended to only drive **one** V-GSUB per amplifier channel. Two V-GSUBs in parallel per channel are possible, but this is only recommended for applications with reduced output demand.

2.3.1 Controller settings

For acoustic adjustment the 100 Hz mode can be selected.

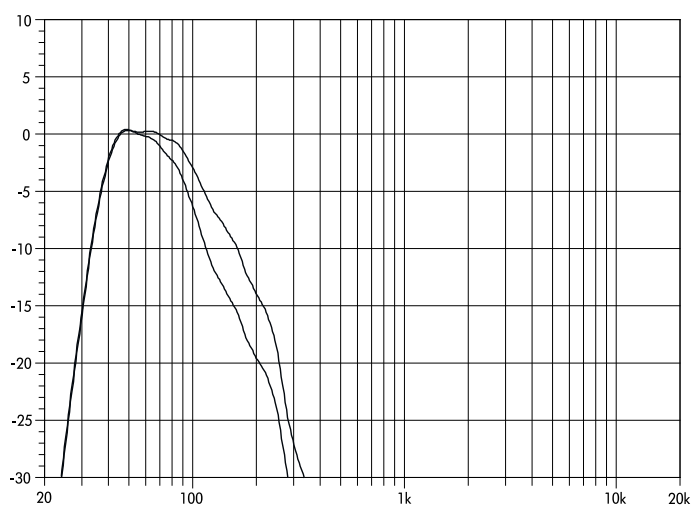
100 Hz mode

With the 100 Hz mode selected, the upper operating frequency of the system is reduced from 115 Hz to 95 Hz.

It can be used when V-GSUBs are used to supplement V-Point cabinets operated in full range mode.

The 100 Hz mode can also be used to compensate for the effect of close coupling between the subwoofer and V-Point cabinets operated in CUT mode.

With T-Series cabinets the standard mode is recommended.



V-GSUB frequency response, standard and 100 Hz mode

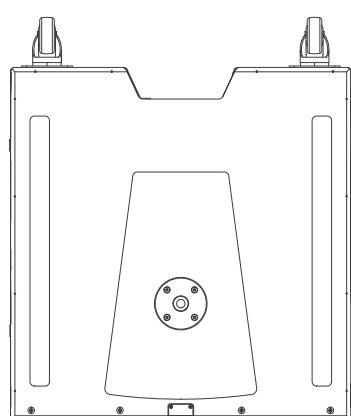
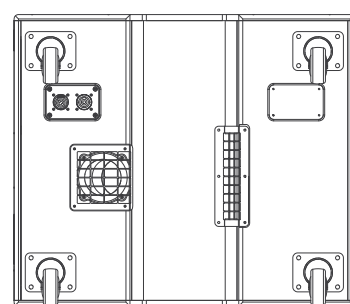
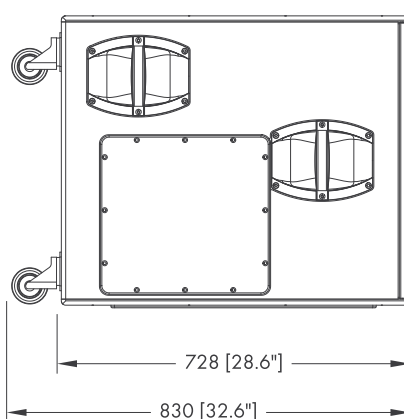
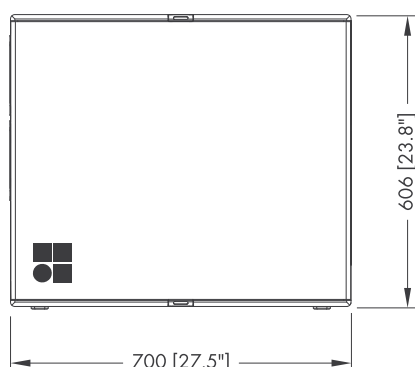
2.4 Technical specifications

System data

Frequency response (-5 dB standard)	37 Hz - 115 Hz
Frequency response (-5 dB 100 Hz mode)	37 Hz - 95 Hz
Max. sound pressure (1 m, free field)	
with D20/D12	133 dB
with D80/D40	137 dB
	(SPLmax peak, pink noise test signal with crest factor of 4)

Loudspeaker data

Nominal impedance	8 ohms
Power handling capacity (RMS/peak 10 ms)	800/3200 W
Components	1 x 18" driver
	1 x 12" driver
Connections	2 x NLT4 F/M
	optional 2 x NL4 M or 2 x EP5
Pin assignment	NLT4 F/M and NL4 M: 2+ / 2-
	EP5: 3+ / 4- / 5-
Weight	61 kg (135 lb)



V-GSUB cabinet dimensions in mm [inch]

3.1 Conformity of loudspeakers

This declaration applies to:

d&b Z0519 V-GSUB loudspeaker

by d&b audiotechnik GmbH & Co. KG.

All product variants are included, provided they correspond to the original technical version and have not been subject to any later design or electromechanical modifications.

We herewith declare that said products are in conformity with the provisions of the respective directives including all applicable amendments.

Detailed and applicable declarations are available on request and can be ordered from d&b or downloaded from the d&b website at www.dbaudio.com.



3.2 WEEE Declaration (Disposal)

Electrical and electronic equipment must be disposed of separately from normal waste at the end of its operational lifetime.

Please dispose of this product according to the respective national regulations or contractual agreements. If there are any further questions concerning the disposal of this product, please contact d&b audiotechnik.

WEEE-Reg.-Nr. DE: 13421928

