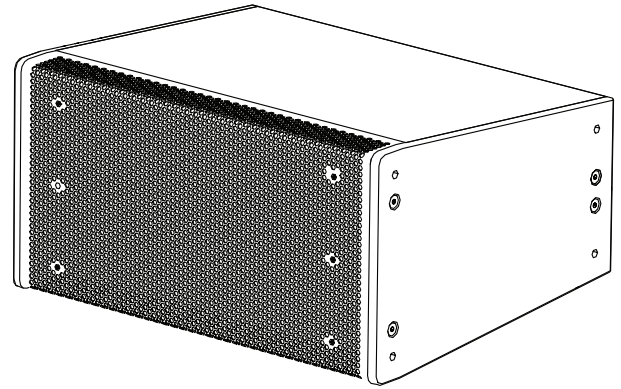


# X2i-212



# Electro-Voice

- 2-Way bi-amp line-array element with 12" neodymium woofer and high-output three-inch compression drivers
- Compact, install-friendly design with hard mounting points and optional rigging kit
- EV transducers and proprietary acoustic lenses deliver improved box-to-box coupling, extended high frequency performance, and clear sound even at high output levels
- Variants include 90° or 120° horizontal coverage, indoor and fully weatherized finishes in black or white
- Accessible fasteners so that grilles can be removed for inspection or service without dropping the array



The X2i-212 from Electro-Voice is a two-way vertical line-array loudspeaker system for applications in which wide bandwidth, vertical and horizontal directivity control, and high efficiency are required in a compact, cost-effective package.

The high frequency section of the X2i-212 utilizes two ND6A high-output 3-inch large-format titanium compression drivers directly coupled to a pair of Pin Diffraction Hydra (PDH) Plane Wave Generators on a 90° or 120° waveguide optimized for uniform pattern control and smooth, linear response. The low frequency section utilizes a DVN2125 12-inch neodymium woofer, developed using Finite Element Analysis optimization for motor, suspension, and electrical design to provide low distortion, high efficiency, and maximum intelligibility at high SPL. The woofer couples to a Mid-Band Hydra (MBH), which effectively emulates the acoustic behavior of a double line of four 3-inch point sources to deliver superior mid-band coupling while maintaining the efficiency, power, and bandwidth of a 12-inch transducer. The bi-amp only X2i-212 is a cost effective, yet advanced solution for fixed install applications. The vertical trapezoidal enclosure is constructed of weather-resistant birch plywood and is finished with a polyurea coating for enhanced durability. In addition to the indoor install models, all X2i variants are also available in IP55 rated fiberglass versions that are fully

weatherized for use in direct exposure outdoor environments. All models utilize stainless steel grilles and hardware for maximum corrosion resistance. The enclosures, available in RAL9003 white and RAL9005 black, have four M10 hard points on each side of the enclosure for mounting to structural framing. An optional rigging kit and grid are also available from Electro-Voice for deploying up to 12 elements in standard configurations. The grid is designed so that it can also be attached to the bottom of an array to function as a pull up when needed.

Electro-Voice PREVIEW Loudspeaker Software provides accurate, fast design details, including coverage, optimal aiming angles, and safe hanging configurations.

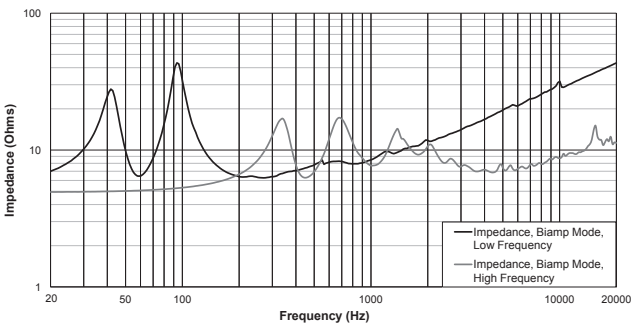
The input panel uses dual high-current Phoenix style terminal blocks for fast, easy connection. The input panel is fully weatherized, with multiple gland nuts included to accommodate a range of cable sizes. The advanced acoustic and mechanical designs of X2i series loudspeakers, combined with the predictive capability of PREVIEW Loudspeaker Software, provide the tools and flexibility to easily design and deploy high-performance vertical line array systems.

# Technical specifications

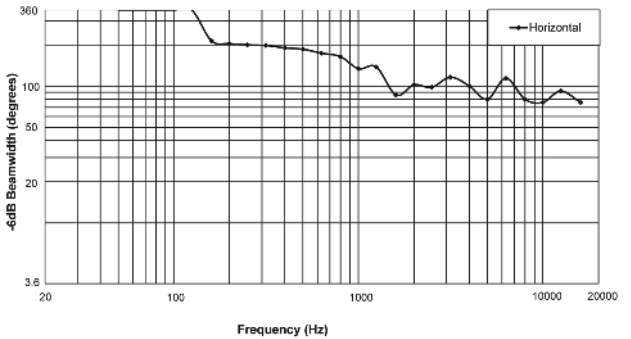
Frequency Response (-3 dB) <sup>1</sup> :	52 Hz - 19 kHz
Horizontal Coverage:	90° or 120°
Vertical Coverage:	Array dependent
Rec. High-Pass Frequency:	50 Hz
Max SPL <sup>2</sup> :	145 dB Peak
Configuration:	Bi-amp
LF Transducer:	DVN3125, 12-in (305 mm) driver
LF Axial Sensitivity <sup>3</sup> :	101 dB (1 W, 1 m)
LF Power Handling <sup>4</sup> :	500 W Continuous, 2000 W Peak
LF Impedance:	8 Ω (nominal), 6.1Ω (min)
HF Transducer:	2 x ND6A, 3 in (76.2 mm) diaphragm compression driver
HF Axial Sensitivity <sup>3</sup> :	111 dB (1 W, 1 m)
HF Power Handling <sup>4</sup> :	150 W Continuous, 600 W Peak
HF Impedance:	8 Ω (nominal), 6.0Ω (min)
Connectors:	Dual high current Phoenix terminal blocks
Enclosure:	13-ply weather resistant birch with EVCoat (Fiberglass coating on FG models)
Grille:	16 GA 304 stainless steel with powder coat. Fiberglass models have hydrophobic screen.
IP Rating:	IP55 (fiberglass models only)
Suspension:	(8) M10 hard points, (4) on left side and (4) on right
Color:	RAL9003 white and RAL9005 black
Dimensions (H x W x D):	347.0 mm x 678.5 mm x 536.0 mm 13.66 in. x 26.71 in. x 21.10 in.
Net Weight:	34.8 kg (76.75 lb)
Shipping Weight:	41.8 kg (92.25 lb)

<sup>1</sup>Full-space anechoic array performance with FIR-Drive preset  
<sup>2</sup>Full-space measurement of HF section of 4 elements. SPL adjusted for 1m distance  
<sup>3</sup>Full-space anechoic measurement of a single element  
<sup>4</sup>AES2-1984 and ANSI S4.26-1984 power test

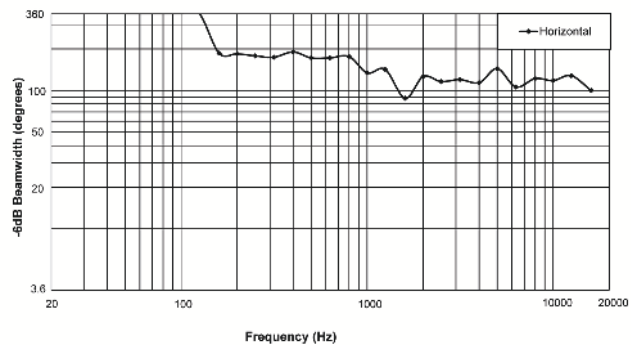
## Impedance:



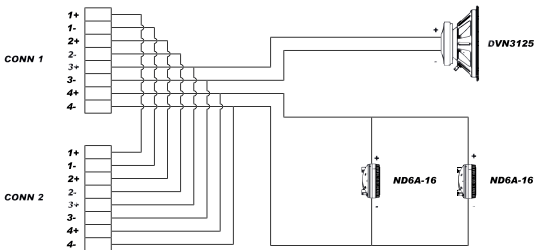
## Horizontal beamwidth (90°):



## Horizontal beamwidth (120°):



## Block diagram:



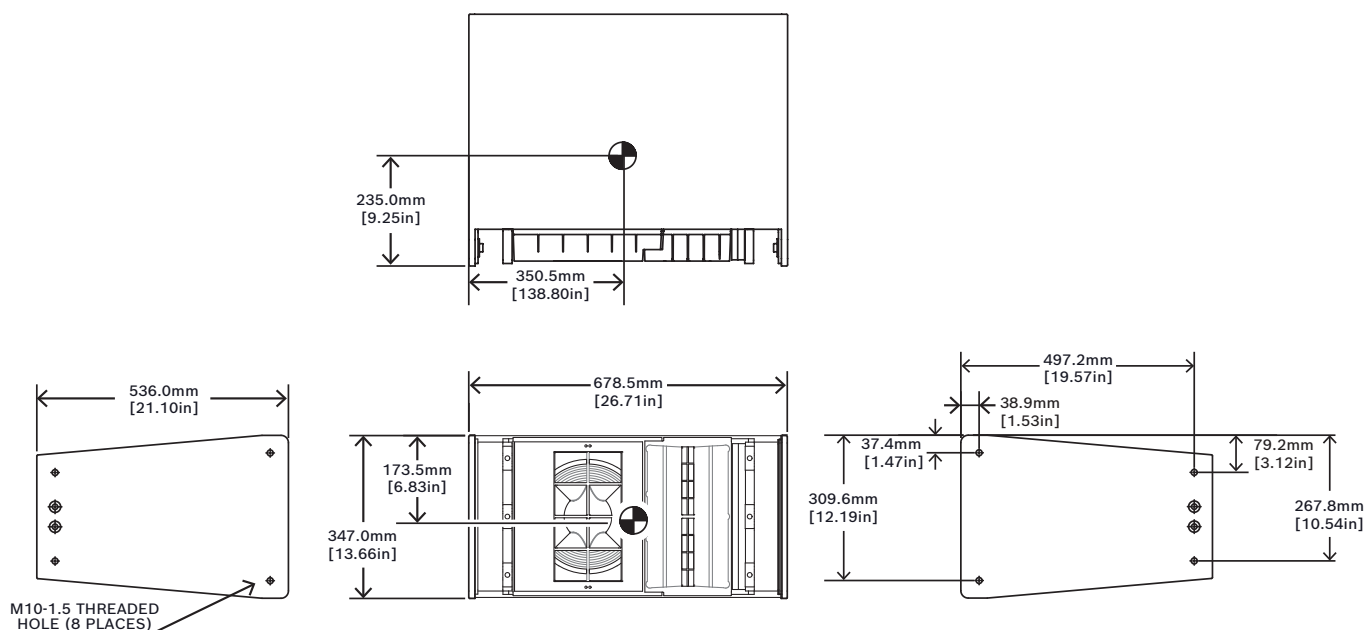
## Architectural and engineering specifications:

The loudspeaker system shall be a two-way bi-amp design with dual Phoenix type input connectors, wherein on each connector pins 3 +/- are wired to the LF transducer, pins 4 +/- are wired to the HF

transducers, and pins 2 +/- and 1 +/- are wired as pass thru between the two input connectors. The system shall have a 12-inch low-frequency transducer with a nominal impedance of 8 ohms and 3-inch aluminum wire voice coil that shall be coupled to a Mid-Band-Hydra vertical and horizontal wave shaping device. System power rating shall be 500 W LF, 150 W HF (per AES2-1984 and ANSI S4.26-1984). The high-frequency section shall employ two 3-inch aluminum wire voice coil compression drivers, each with a titanium dome, mounted on Pin Diffraction Hydra (PDH) plane wave generators coupled to a 90° or 120° horizontal by 10° vertical waveguide. The two high frequency drivers shall be connected in parallel for a high-frequency section nominal impedance of 8 ohms. The loudspeaker enclosure shall be constructed of 18 mm and 12 mm birch plywood and shall be trapezoidal in shape. The wedge angle shall be 10°. The grille shall

be constructed from 16 GA powder-coated 304 stainless steel backed with acoustically transparent fabric. The loudspeaker shall be available with an indoor finish or in a fully weatherized IP55 version. Both versions shall include a gland nut cover that accepts cable diameters between 9 mm (0.35 inches) and 19 mm (0.74 inches). The system shall be capable of very high-level operation with a bandwidth of 52 Hz to 19 kHz (-3 dB down point). The system dimensions shall be 347.0 mm (13.66 in) high by 678.5 mm (26.71 in) wide by 536.0 mm (21.10 in) deep. The system shall employ four M10 hard points per side for attachment to structural framing or an optional rigging kit available from the manufacturer. Net weight shall be 34.8 kg (76.75 lbs.). The loudspeaker shall be the X2i-212 from Electro-Voice.

#### Dimensions:



#### Caution!

Electro-Voice loudspeakers and rigging accessories should be suspended overhead only in accordance with the procedures and limitations specified in the user documentation and installation manual. Electro-Voice products should be suspended with certified rigging hardware by an authorized rigging profes-



nal and in complete compliance with local, state, and federal overhead suspension ordinances.

**Notice!**

Do not mix X1i and X2i full-range loudspeaker model types in the same vertical array. Although enclosure and rigging is identical for X1i and X2i line array elements they are designed to use only one model type in a vertical array.

**Compatible System Solutions:**

X12i-128 Dual 18" flying subwoofer

**Compatible System Solutions, Electronics:**

N8000-1500 NETMAX Controller including DSP-2 Extension for a total of 1800 MIPS processing power, 120 V. \* This must be ordered as two separate items: (1) N8000 120 V and (1) DSP-2.<sup>1</sup>

OM-1 OMNEO card, replacement DM-1 Dante Module (Note that Dante transport is fully functional, but the OMNEO OCA control interface is not compatible with N8000.)

CPS4.10 Power Amplifier<sup>1, 2</sup>

Dynacord C3600FDi 2 x 1800W DSP Amplifier<sup>2</sup>

Dynacord IPX10:4 4 x 2500W DSP Amplifier<sup>3</sup>

Dynacord IPX20:4 4 x 5000W DSP Amplifier<sup>3</sup>

RCM-810 IRIS-Net remote control module for CPS Series amplifiers

<sup>1</sup>Contact your sales representative for available voltage versions.

<sup>2</sup>Maximum two elements in parallel per channel.

<sup>3</sup>Maximum three elements in parallel per channel.

## Ordering information

**X2I-212/120-FGB X2i 12" 120° Install array black FG**

X2i compact 2-way 1 x 12-inch 120° line array, weatherized, black

Order number **X2I-212/120-FGB**

**X2I-212/120-B X2i 12" 120° Install array black**

X2i compact 2-way 1 x 12-inch 120° line array, indoor, black

Order number **X2I-212/120-B**

**X2I-212/120-FGW X2i 12" 120° Install array white FG**

X2i compact 2-way 1 x 12-inch 120° line array, weatherized, white

Order number **X2I-212/120-FGW**

**X2I-212/120-W X2i 12" 120° Install array white**

X2i compact 2-way 1 x 12-inch 120° line array, indoor, white

Order number **X2I-212/120-W**

**X2I-212/90-B X2i 12" 90° Install array black**

X2i compact 2-way 1 x 12-inch 90° line array, indoor, black

Order number **X2I-212/90-B**

**X2I-212/90-W X2i 12" 90° Install array white**

X2i compact 2-way 1 x 12-inch 90° line array, indoor, white

Order number **X2I-212/90-W**

**X2I-212/90-FGB X2i 12" 90° Install array black FG**

X2i compact 2-way 1 x 12-inch 90° line array, weatherized, black

Order number **X2I-212/90-FGB**

**X2I-212/90-FGW X2i 12" 90° Install array white FG**

X2i compact 2-way 1 x 12-inch 90° line array, weatherized, white

Order number **X2I-212/90-FGW**

**Represented by:****Germany:**

Bosch Sicherheitssysteme GmbH  
Robert-Bosch-Ring 5  
85630 Grasbrunn  
Germany

Bosch Security Systems, Inc.  
12000 Portland Avenue South  
Burnsville MN 55337  
USA

[www.electrovoice.com](http://www.electrovoice.com)