
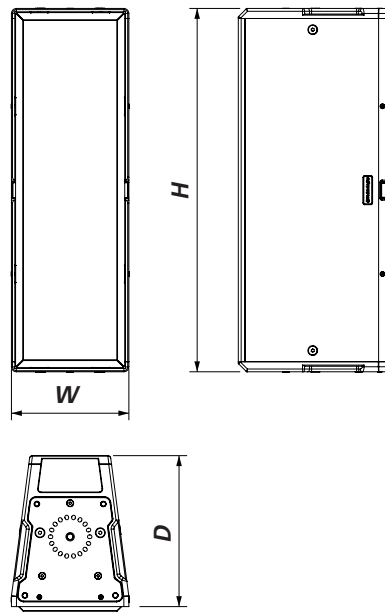


# IS26T-WP



## DIMENSIONS



## MAIN FEATURES

- Versatile
- Quick installation
- Suitable for indoor and outdoor installations

## PACKAGE CONTENTS

The box contains:  
N°1 passive speaker  
This quick start and warranty documentation

## DESCRIPTION

IS26T-WP is a full-range 2-way professional passive speaker with two 6.5" woofers and a 1" compression driver for the high frequencies. Compact, with a high linear response, IS26T-WP offers maximum sound pressure and condenses the best of the dBTechnologies acoustic experience and IP55 protection for indoor and outdoor sound reinforcement. This speaker uses the concept of maximum versatility, allowing dozens of different configurations achievable with the available accessories.

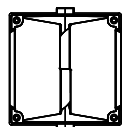
## TECHNICAL SPECIFICATIONS

Speaker Type	2-way passive speaker
Protection against solid objects and liquids:	IP55
Coverage (HxV)	60°x90° (rotatable horn) 100° x 15° (IS26T100-WP)
RMS Power	250 W
Rated impedance	8 Ohm
HF	1" (exit), 1.7"v.c.
LF	2 x 6.5", 1.7"v.c.
Signal Input/Output	Terminal barrier strip (or speakON® using the SP-IS accessory panel)
Housing	Wooden box with metal grille
Rigging points	Integrated mechanics
Dimensions (WxHxD)	210x650x270 mm (8.3x25.6x10.6 in)
Weight	15.5 Kg (34 lbs.)

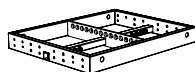
## ACCESSORIES



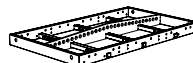
SP-IS  
speakON® panel



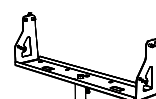
HK-15100WG  
waveguide kit



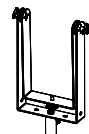
DRK-1  
flybar



DRK-2  
flybar



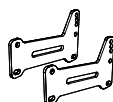
HB-2x6  
bracket



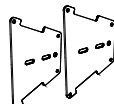
VB-2x6  
bracket



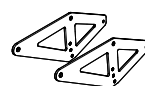
SA-2x6  
stand adapter




LP-2  
bracket



LP-3  
bracket



LP-5  
bracket

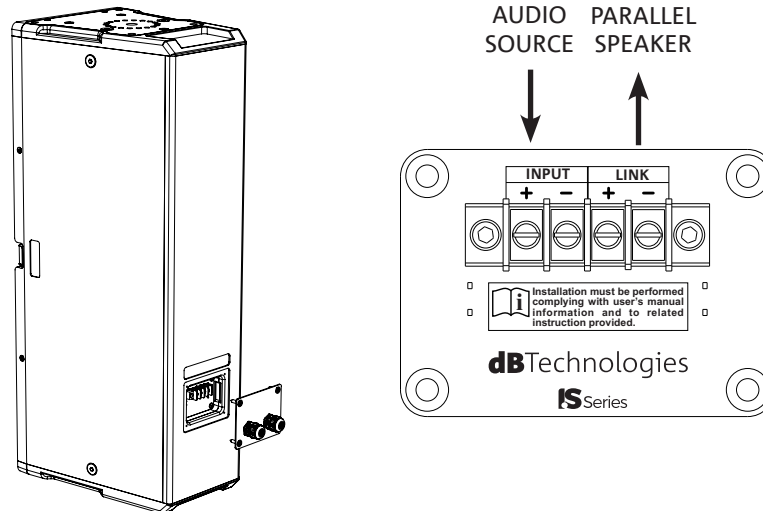


LP-13  
bracket



LP-16  
bracket

## CONNECTIONS



## PROTECTION AGAINST SOLID OBJECTS AND LIQUIDS (IP RATING)

The speakers are protected against the ingress of solid objects and liquids with a rating of IP55 as defined by EN 60529. Please only use cables with the specified diameters:

PG9 => between 4 and 8mm diameter

Fasten properly the cable gland using the plastic tightening nut

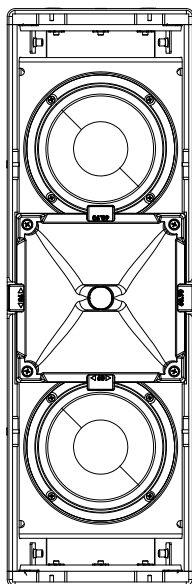


### WARNING!

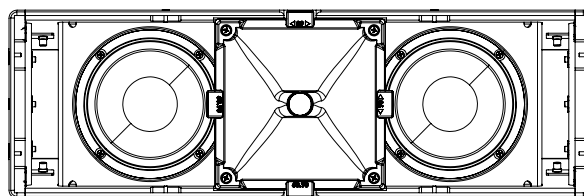
Failure to comply with these installation prescriptions could adversely affect the declared protection ratings.

## COVERAGE

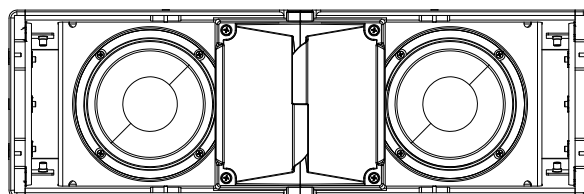
The default acoustic coverage is 60°x90° (HxV) and its usage is both for vertical and horizontal configuration. The coverage of the horn is indicated on the sides to assist users in configuring the speaker according to their needs. Using HK-15100WG accessory kit (not included), the customer can change the horn installed on the speaker and easily transforms IS26T-WP from a point source to a line array system.



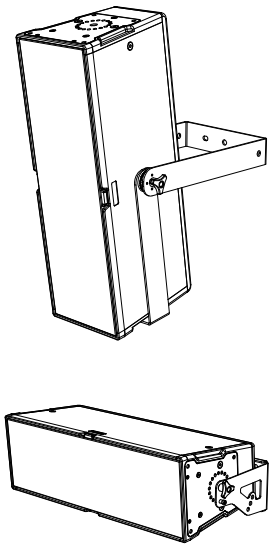
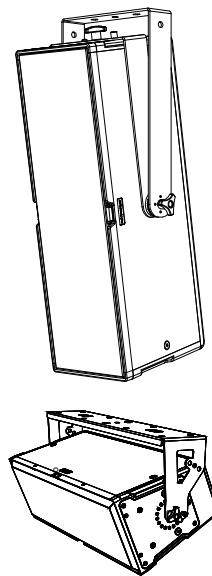
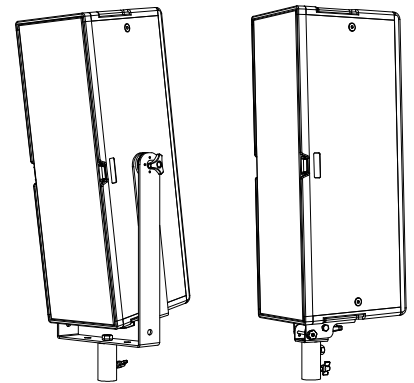
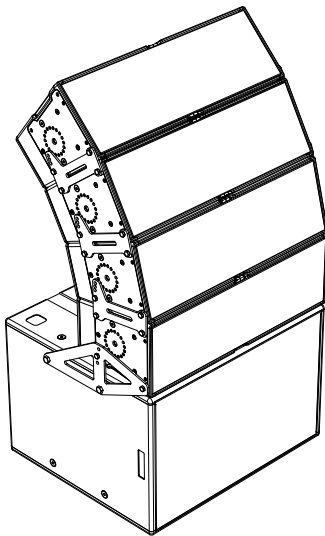
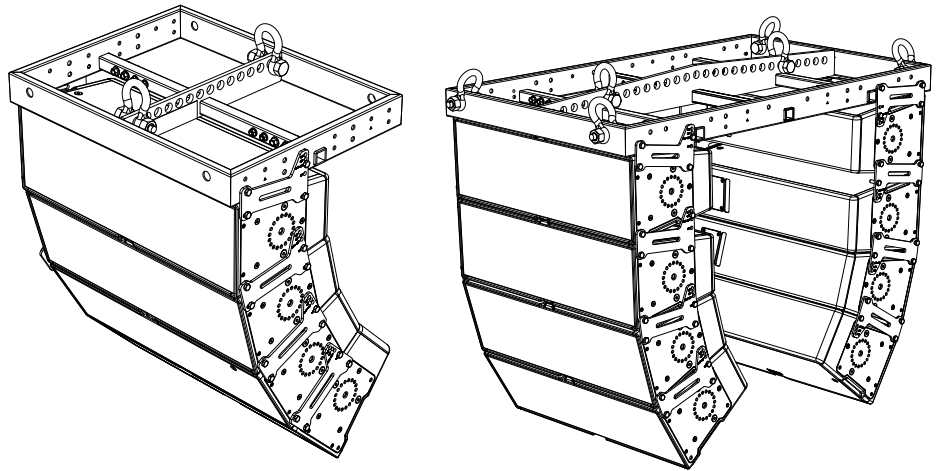
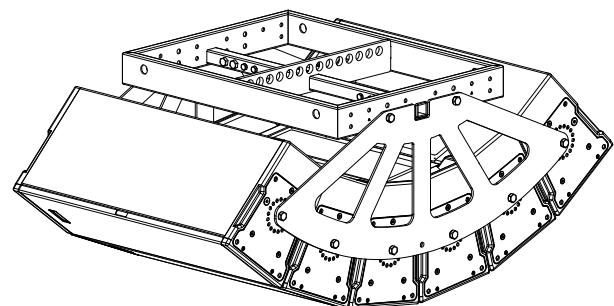
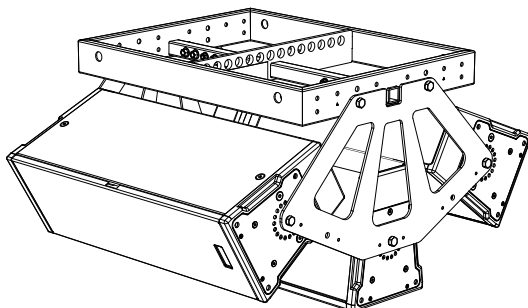
60°x90° (HxV)  
IS26T-WP



60x90° (HxV)  
IS26T-WP (rotated horn)



100x15° (HxV)  
IS26T100-WP  
or IS26T-WP with HK-15100WG  
accessory kit (not included)

**INSTALLATION**WALLTRUSSPOLE MOUNTSTACKEDFLOWNCEILING

## WARNINGS



**WARNING:** Make sure that the loudspeaker is securely installed in a stable position to avoid any injuries or damages to persons or properties. For safety reasons do not place one loudspeaker on top of another without proper fastening systems. Before hanging the loudspeaker check all the components for damages, deformations, missing or damaged parts that may compromise safety during installation. If you use the loudspeakers outdoor avoid spots exposed to bad weather conditions.

The external wiring connected to speaker output terminals requires installation by qualified personnel only. Once the equipment is installed, prevent access to the connectors to unqualified personnel. Only use the accessories and configurations described in this manual, and proceed in accordance with the instructions given in the manuals for the accessories. dBTechnologies will not accept any responsibility for damages caused by inappropriate accessories or additional devices.


Installation and use of this equipment and its accessories must be performed only by "Expert personnel" according to safety standard. To prevent hazards to people, animals and/or objects, make sure that the installation is stable and secure. Comply with the safety regulations and laws in force in the country in which you use the product. For safe use, periodically check that all parts are in good working condition before use. Only authorised personnel may carry out design, calculations, installation, testing and maintenance of professional flown or stacked audio systems.

Check periodically the integrity and the functionality of the accessories and the technical equipments for a safe installation. user should never apply a load that exceeds the working load limits of any rigging components or equipment here presented. design, calculation, installation, testing and maintenance of suspension and stack systems for audio equipment must be performed only by qualified and authorized personnel. AEB Industriale s.r.l. denies any and all responsibility for improper installations, in the absence of safety requirements.

*Features, specification and appearance of products are subject to change without notice.*

*dBTechnologies reserves the right to make changes or improvements in design or manufacturing without assuming any obligation to change or improve products previously manufactured.*

*The warnings in this manual must be observed together with the "User Manual - Section 2".*



*Scan with your  
QR Reader App  
to download the  
complete User  
Manual.*



A.E.B. Industriale Srl  
Via Brodolini, 8  
Località Crespellano  
40053 VALSAMOGGIA  
BOLOGNA (ITALIA)  
Tel. +39 051 969870  
Fax +39 051 969725

[www.dbtechnologies.com](http://www.dbtechnologies.com)  
[info@dbtechnologies-aeb.com](mailto:info@dbtechnologies-aeb.com)